

Annual Report of



People's Campus

Paknajol, Kathmandu, Nepal

Phone no. 5351412, 5351990

Email: info@peoplescampus.edu.np

Established Year - 1981 AD

Budget Fiscal Year 2079-80

Kartik 2080

Report Preparation Team

1. Mr. Nirmal Mani Panthi, Vice-Chairman of Board
2. Dr. Rajan Bilas Bajracharya, Chairman of Research Management Cell
3. Mr. Krishna Tiwari, Head of Examination Department
4. Mr. Abhishek Bhattarai, Assistant of EMIS Department

Date of report endorsement by Management Committee: This annual report (2079/80) of People's Campus has been approved by the College Management Committee on 2080/07/20

Table of Content

Executive Summary	4
1. Introduction	5
1.1 Background	5
1.2 Objectives of the Campus	6
1.3 Governance	7
1.3.1 Board of Directors	7
1.4 Human Resources	8
1.5 SWOT analysis	8
2. Academic Progress	10
2.1 Enrolment	11
A. Enrolment in MBS program in FY 2079-80	13
B. Enrolment in MBS program in FY 2078-79	13
C. Enrolment in MBS program in FY 2077-78	13
2.1.2 Enrolment in BBA	14
A. Enrolment in BBA Program in FY 2079-80	15
B. Enrolment in BBA program in FY 2078-79	15
C. Enrolment in BBA program in FY 2077-78	16
2.1.3 Enrolment in BBM	16
A. Enrolment in BBM program in FY 2079-80	17
B. Enrolment in BBM program in FY 2078-79	18
Detail of semester wise enrolment of students in the BBM program during FY 2078-79 is presented as follows;	18
C. Enrolment in BBM program in FY 2077-78	18
2.1.4 Enrolment in BBS	19
A. Enrolment in BBS program in FY 2079-80	20
B. Enrolment in BBS program in FY 2078-79	20
C. Enrolment in BBS program in FY 2077-78	20
2.2 Pass Record	21
2.2.1 Overall Pass record	21
2.2.2 Pass record in MBS program	22
2.2.2 Pass record in BBA program	22
2.2.3 Pass record in BBM program	23
2.2.4 Pass record in BBS program	24
2.3 Programs	25
2.3.1 Academic Programs	25

2.3.2 Proposed Programs	25
2.4 Educational Pedagogy	26
3. Physical Progress	27
3.1 Physical Infrastructure	27
3.2 Educational Aids	28
4. Financial progress	32
4.1 Financial Resources/Income	32
4.2 Expenditure Analysis	32
4.3 Audit Observations/Issues and Steps taken to mitigate the issues	33
5. Social Progress	34
5.1 Campus's Involvement in Social Activities	34
5.2 Society's Contribution for Campus	34
5.3 Plan for Campus's Contribution to Society	35
5.4 Plan for increased involvement of Society in the Campus	35
6. Issues and Challenges	35
6.1 Short Term issues and Challenges	35
6.2 Long Term issues and Challenges	36
6.3 Mitigation measure taken to address issues and meet the challenges	36
6.4 Plan for Addressing the issues and Challenges	38
7. Annual Work Plan and Budget of the current Fiscal Year	39
7.1 Annual Work Plan	39
7.2 Budget of the current Fiscal Year	39
8. Projected Annual Work Plan and Budget of the three fiscal years following the current fiscal year.	40
8.1 Major Programs for following three years	40
8.2 Budget of the three fiscal years	41
Abbreviation	43

Executive Summary

People's campus is a community based and non for profit organization. The campus has been committed to providing quality education since 1981 AD and continuously evolved to cater to the changing dimension of education. The annual report is prepared in the format prescribed by the University Grant Commission (UGC) and to disseminate overall activities, achievements, issues and challenges of the campus. Through the annual report, the organization expects to maintain openness and transparency of their activities and the governance of the organization. The annual report covers the period of 2079 Shrawan 1 to 2080 Ashad end.

The report covers statistical data relating to total number of student enrolment and pass rate, academic courses conducted or proposed by the campus, physical infrastructure, financial progress, social progress, issues & Challenges encountered by the campus and plans & programs. Statistical data further elaborated to various marginalized students groups wise, fiscal year wise and level wise analysis of data.

1. Introduction

1.1 Background

People's Campus, a pioneering and a leading community-based non-profit academic institution, was established in 1981 A.D. with the initiation of a group of visionary educationists, professionals and key stakeholders in the field of education with the motto of enhancing quality education, which is affordable to the wider society. Centrally located at Paknajol, Kathmandu the campus spreads well over the area of 2035 square meters of land. This spacious land at the heart of the city makes the campus self-reliant regarding the need for infrastructure rendering education to 1000 plus students. The main block of the campus along with its annex building houses more than sixty fully furnished classrooms, state-of-the-art computer labs, e-library, well-resourced library, auditorium, and a wide ground for outdoor games, parking and other purposes. Its peaceful atmosphere is conducive for an effective teaching and learning environment.

Along with the changing pace and demand of time, the campus has been modifying and modernizing the teaching pedagogy and organizing various types of demand-driven training for the teachers. In order to strengthen the learner autonomy in the classroom and to motivate learners intrinsically, the campus organizes activities viz. workshops, presentations, seminars and well-modified lectures. Thus, People's Campus combines academic excellence with an innovative and entrepreneurial approach to support a culture that engages and challenges students and staff in their pursuit of learning.

Since its establishment, People's campus has been offering various academic programs from intermediate levels to Masters' program in the field of commerce, management and business studies to achieve its broader objectives of ensuring the availability of competent manpower for the service of the nation and the global community. The campus ensures that students are prepared for employment,

entrepreneurship and opportunities when they graduate. One of the ways in which we do this is through the awards, which recognize and reward students who have gained significant academic skills through curricular and extracurricular activities, and help them develop skills successfully to be potential employees and employers. People's Campus, the thirteen-time recipient of 'Nepal Chamber of Commerce Excellence Award', offers globally competitive academic programs that equip our students with encompassing knowledge, dynamic skills, ethical values and global vision. Thereby, they are molded as socially responsible global citizens.

From the year 2016, People's Campus has been practicing strategic planning formally in its operation. Major focus of the ongoing strategic plan has remained similar over the periods so as to bring improvements in its core objectives of ensuring the availability of competent manpower for the service of the nation and the global community. The first strategic plan had been completed in 2021. The Campus has formulated a second strategic plan 2023-2027 incorporating the incomplete work of the first strategic plan including new works. People's campus has developed a strategic plan for the next five years. In the process, strategic planning workshops, a series of meetings and focused group discussions have been conducted with board members, coordinators, senior faculties and all the staff of People's campus. The workshop reviewed previous plan, outlined strategic issues and possible ways of resolutions in the form of recommendations through structured group discussion

1.2 Objectives of the Campus

The core objectives are as followings;

1. Expand and deliver academic program with excellence
2. Develop physical infrastructure and state-of-art learning facilities
3. Enhance operational efficiency
4. Develop professional expertise of teachers and staff

5. Engage wider society
6. Promote co- and extra- curricular activities for students in order to enhance their academic careers and their lives

1.3 Governance

1.3.1 Board of Directors

Board of Directors of the campus comprises following members;

S.N.	Name	Designation
1	Mangal Das Pradhanang	Chairperson / Founder
2	Niramal Mani Panthi	Vice- Chairperson
3	Piyush Bahadur Amtya	Member / Founder
4	Bhasu Dev Lamichhane	Member
5	Surya Prasad Shrestha	Member
6	Prof. Dr. Triratna Manandhar	Member
7	Netra Prasad Gyawali	Member
8	Bishnu Raj Kafle	Member
9	Manoj Bahadur Kunwar	General Secretary

1.3.2 Management Committee

Management Committee of the campus comprises following members;

Name	Designation
Mr. Manoj Bahadur Kunwar	Chairman
Mr. Nirmal Mani Panthi	Member
Mr. Pramod Raj Sharma	Member
Mr. Amesh Bajracharya	Member
Mr. Bishnu Raj Kafle	Member
Mr. Rajendra Raya	Member
Mr. Bhanu Bhakta Sigdel	Member
Dr. Rajan Bilas Bajracharya	Member
Mr. Rojesh Pandit	Member Secretary

1.4 Human Resources

Human Resources of the campus includes academic faculty members and administrative employees. Detail of human resources is presented in below table;

S.N.	Particulars	Number of Employees
1	Academic Faculty Member	59
2	Administrative Employees	33
	Total	92

1.5 SWOT analysis

Strengths

- Quality education with affordable fee
- Formation of IQAC and other committees based on the participative approach
- Establishment of Research Management Cell
- Highly experienced faculty members
- Increasing facilities for staffs and teaching faculties
- Running highly attractive programs like BBA, BBM and BBS
- Good result in the board exam
- Increasing permanent and full time teachers
- Own two building
- Multimedia in most of the classrooms
- EMIS software installed
- Connection with students and other stakeholders through facebook, website of campus etc.

- Well equipped computer lab
- Regular seminars workshop and field based training
- Cafeteria with hygienic food at affordable price
- Journals published by students
- Social service program
- Glorious public record
- Formation of campus assembly

Weakness

- Lack of adequate playground
- Low number of faculty members having M.Phil and Phd.
- Less activities in research based education system
- Lack of enough extra curricular activities
- Lack of network with national and international institutions
- Lack of IT staffs and teachers
- No reward policy for best teacher and staffs
- Aging faculties
- High number of non teaching staffs
- Lack of training and development program of staffs and faculty
- No organization of national and international conference
- Limited financial resources
- No transportation facilities
- Traditional working environment

Opportunity

- Partnership with educational institutions, business and industry
- Contribute to develop effective management education in Nepal

- Prime location
- Selected in Nurturing Excellence in Higher Education Program (NEHEP) and participation in QAA process
- Encourage faculties for further study
- Utilization of land at different area in extension of different academic program
- Optimal utilization of resources for income generation
- Organizing interaction with alumni occupying prominent nation and international position
- Informative e-MIS installation
- Creating good relationship among stakeholders

Challenges/Threats

- Management of human resources
- Poor retention of human resource
- Providing quality education in low fees
- High dropout rate of students
- Job generating education
- Unstable education policy
- Political instability
- Attraction of students in foreign educational institution and job market
- Match of education with job market
- Unethical competition in fee structure
- Difficulty in accessing senior faculties

2. Academic Progress

This section covers student enrolment, pass record and graduate trend analysis of previous three years including programs details and educational pedagogy. In the

analysis program wise and level wise data of female, dalit, Educationally Disadvantaged Janajati (EDJ) and Madheshi students presented separately.

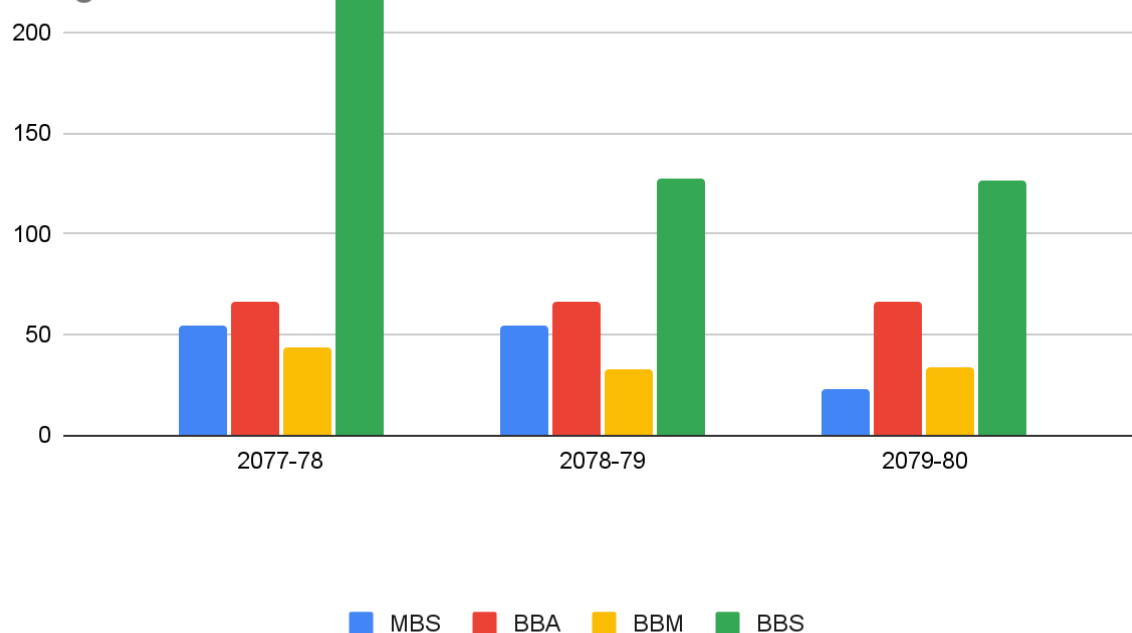
2.1 Enrolment

Enrolment of students in different programs gradually decreased over the period of three years. In the fiscal year 2077-78, total number of student enrolment was 390. In FY 2078-79, number of student enrolment reached to total 280 with decrement in number. However the enrollment number in FY 2079-80 is 249. Total enrolment of students in different programs and levels are presented as follows;

Year	Total Students	Female	Dalit	EDJ	Madheshi
2079-80	249	137	4	7	16
2078-79	280	170	9	15	5
2077-78	390	203	14	23	14

Out of total students enrolled during the period around 50% enrolment of female students each year.

Program-wise Student Enrolment



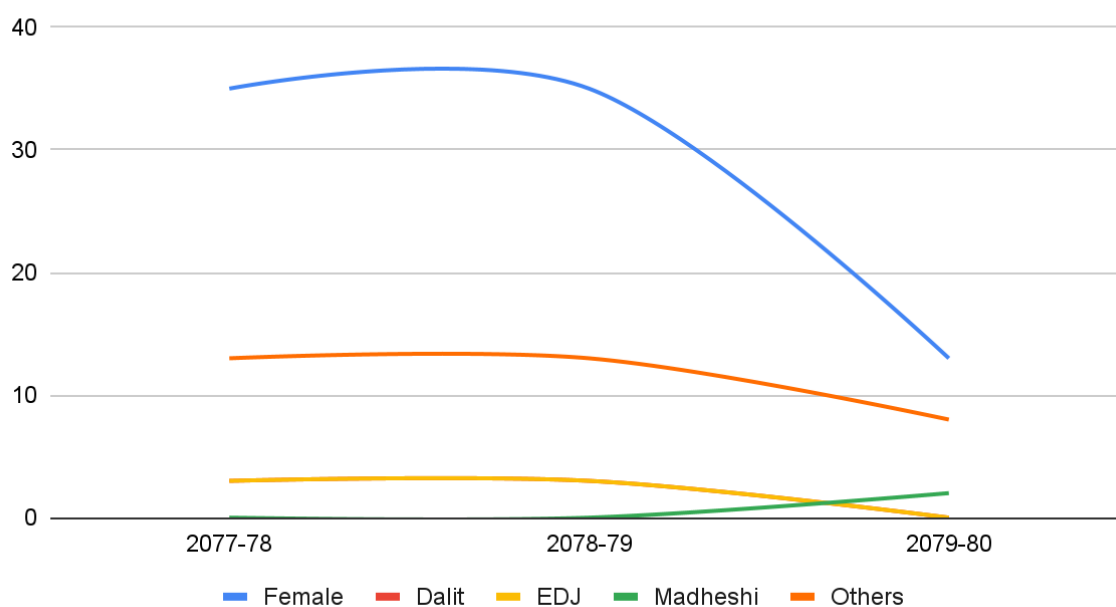
2.1.1 Enrolment in MBS program

MBS program is a semester based academic program which was introduced in the fiscal year 2073-74 with forty three students. In FY 2077-78 and FY 78-79 number of enrolment in MBS program are equal to Fifty four. In 2079-80, the enrollment in the MBS program has remarkably decreased to twenty three students.

Out of which more than 50 percent students were female students. Detail of students enrolment in MBS program over six years period is illustrated as follows;

Year	Total Students	Female	Dalit	EDJ	Madheshi
2079-80	23	13	0	0	2
2078-79	54	35	3	3	0
2077-78	54	35	3	3	0

Student Enrolment in MBS Program



A. Enrolment in MBS program in FY 2079-80

Semester	Total Students	Female	Dalit	EDJ	Madheshi
First	23	13	0	0	2
Second	22	12	0	0	2
Third	31	28	1	2	0
Fourth	31	28	1	2	0

B. Enrolment in MBS program in FY 2078-79

Detail of semester wise enrolment of students in MBS program during FY 2078-79 is presented as follows;

Level	Total Students	Female	Dalit	EDJ	Madheshi
First	54	35	3	3	0
Second	44	34	3	2	0
Third	58	36	0	1	0
Fourth	58	36	0	1	0

C. Enrolment in MBS program in FY 2077-78

Detail of semester wise enrolment of students in MBS program during FY 2077-78 is presented as follows;

Level	Total Students	Female	Dalit	EDJ	Madheshi
First	54	35	3	3	0

Second	65	41	0	2	0
Third	61	38	0	2	0
Fourth	86	50	1	2	1

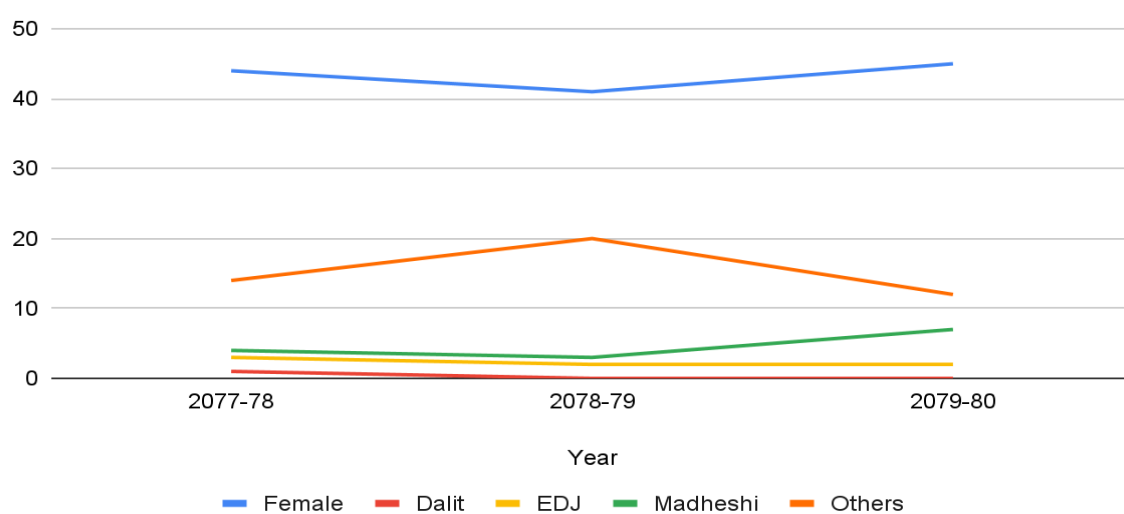
2.1.2 Enrolment in BBA

People's Campus is offering a semester based BBA program affiliated with Tribhuvan University in the day shift. This program includes a total of 8 semesters and 120 credit hours in 4 years. Total number of student enrolment in BBA program in the previous three years is illustrated as follows;

Year	Total Students	Female	Dalit	EDJ	Madheshi
2079-80	66	45	0	2	7
2078-79	66	41	0	2	3
2077-78	66	44	1	3	4

Total number of students in three FY is sixty six each year and out of total students more than 64 percent of students are female students.

Student Enrolment in BBA Program



A. Enrolment in BBA Program in FY 2079-80

Detail of semester wise enrolment of students in the BBA program during FY 2079-80 is presented as follows;

Semester	Total Students	Female	Dalit	EDJ	Madheshi
First	66	45	0	2	7
Second	64	40	0	2	3
Third	64	43	1	3	4
Fourth	64	43	1	3	4
Fifth	65	48	0	3	4
Sixth	65	48	0	3	4
Seventh	59	31	0	1	1
Eight	59	31	0	1	1

B. Enrolment in BBA program in FY 2078-79

Detail of semester wise enrolment of students in the BBA program during FY 2078-79 is presented as follows;

Semester	Total Students	Female	Dalit	EDJ	Madheshi
First	66	41	0	2	3
Second	64	43	1	3	4
Third	64	43	1	3	4
Fourth	65	48	0	3	4
Fifth	65	48	0	0	4
Sixth	59	32	0	0	1
Seventh	59	32	0	1	1

Eight	59	35	1	3	2
-------	----	----	---	---	---

C. Enrolment in BBA program in FY 2077-78

Detail of semester wise enrolment of students in the BBA program during FY 2077-78 is presented as follows;

Semester	Total Students	Female	Dalit	EDJ	Madheshi
First	66	41	0	2	3
Second	64	43	1	3	4
Third	64	43	1	3	4
Fourth	65	48	0	3	4
Fifth	65	48	0	0	4
Sixth	59	32	0	0	1
Seventh	59	32	0	1	1
Eight	59	35	1	3	2

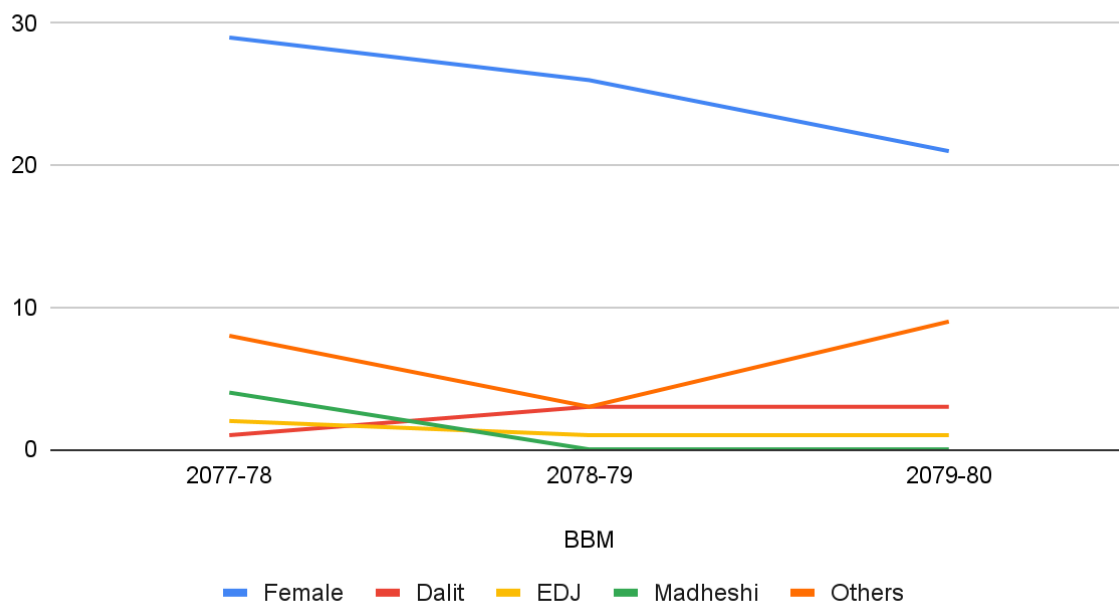
2.1.3 Enrolment in BBM

People's Campus is offering a Tribhuvan University affiliated semester based Bachelor in Business Management academic program in the day shift. This program includes a total of 8 semesters and 120 credit hours in 4 years. This program was introduced in FY 2075-76 and total number of student enrolment in BBM program this year is illustrated as follows;

Year	Total Students	Female	Dalit	EDJ	Madheshi
2079-80	34	21	3	1	0
2078-79	33	26	0	2	0
2077-78	44	29	1	2	4

In the first FY 2079-80 total students enrolment was thirty four out of which more than 61 percent of students were female students.

Student Enrolment in BBM Program



A. Enrolment in BBM program in FY 2079-80

Semester	Total Students	Female	Dalit	EDJ	Madheshi
First	34	21	3	1	0
Second	29	23	0	1	0
Third	36	25	0	2	3
Fourth	36	25	0	2	3
Fifth	43	34	0	2	5
Sixth	43	34	0	2	5
Seventh	39	25	1	0	0
Eight	39	25	1	0	0

B. Enrolment in BBM program in FY 2078-79

Detail of semester wise enrolment of students in the BBM program during FY 2078-79 is presented as follows;

Semester	Total Students	Female	Dalit	EDJ	Madheshi
First	33	26	0	2	0
Second	40	29	1	2	4
Third	37	29	1	2	4
Fourth	43	35	0	2	5
Fifth	43	35	0	2	5
Sixth	39	28	1	1	2
Seventh	39	28	1	1	2
Eight					

C. Enrolment in BBM program in FY 2077-78

Detail of semester wise enrolment of students in the BBM program during FY 2077-78 is presented as follows;

Semester	Total Students	Female	Dalit	EDJ	Madheshi
First	44	29	1	2	4
Second	44	35	0	2	5
Third	43	34	0	2	5
Fourth	39	25	1	1	2
Fifth	39	25	1	1	2

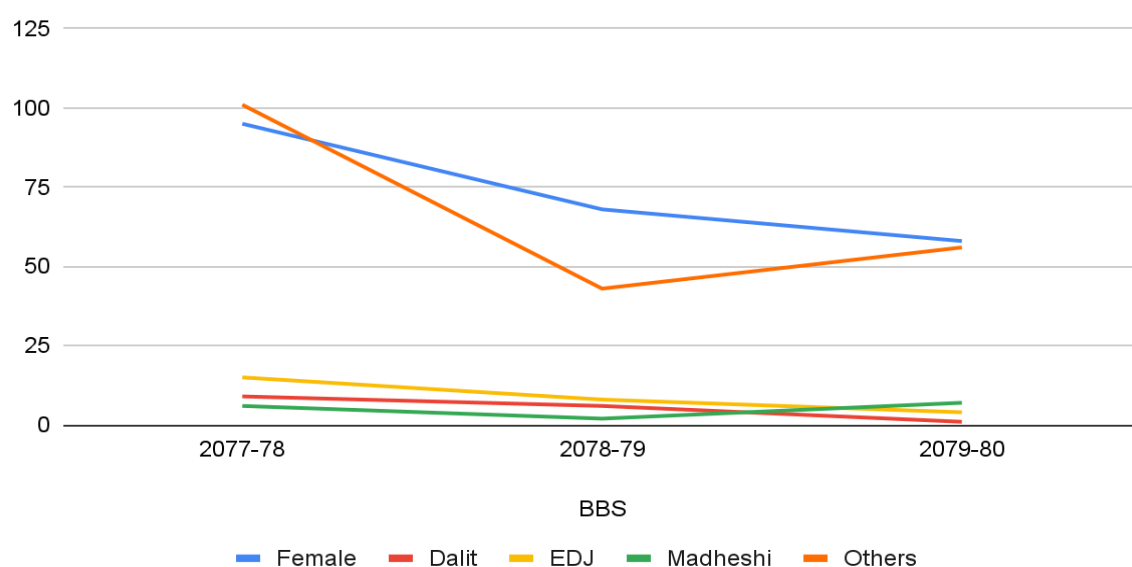
2.1.4 Enrolment in BBS

People's Campus is offering a Tribhuvan University affiliated 4 years Bachelor in Business studies academic program in the morning shift. Total number of student enrolment in BBS program in the previous three years is illustrated as follows;

Year	Total Students	Female	Dalit	EDJ	Madheshi
2079-80	126	58	1	4	7
2078-79	127	68	6	8	2
2077-78	226	95	9	15	6
2076-77	242	115	10	14	6
2075-76	215	105	4	11	7
2074-75	269	139	3	16	5

Total number of students in the year 2079-80 was 126 out of which around 46 percent of students were female students with the total count of 58. In the year 2078-79 total number of students decreased by 43.81 percent and total number reached 127.

Student Enrolment in BBS Program



A. Enrolment in BBS program in FY 2079-80

Level	Total Students	Female	Dalit	EDJ	Madheshi
First	126	58	1	4	7
Second	93	50	5	4	1
Third	132	66	5	6	2
Fourth	138	81	3	9	5

B. Enrolment in BBS program in FY 2078-79

Detail of year wise enrolment of students in the BBS program during FY 2078-79 is presented as follows;

Level	Total Students	Female	Dalit	EDJ	Madheshi
First	127	68	6	8	2
Second	190	87	7	13	5
Third	157	88	6	9	1
Fourth	162	92	4	14	7

C. Enrolment in BBS program in FY 2077-78

Detail of year wise enrolment of students in the BBS program during FY 2077-78 is presented as follows;

Level	Total Students	Female	Dalit	EDJ	Madheshi
First	226	95	9	15	6

Second	193	101	6	13	5
Third	186	105	4	14	8
Fourth	134	86	1	2	5

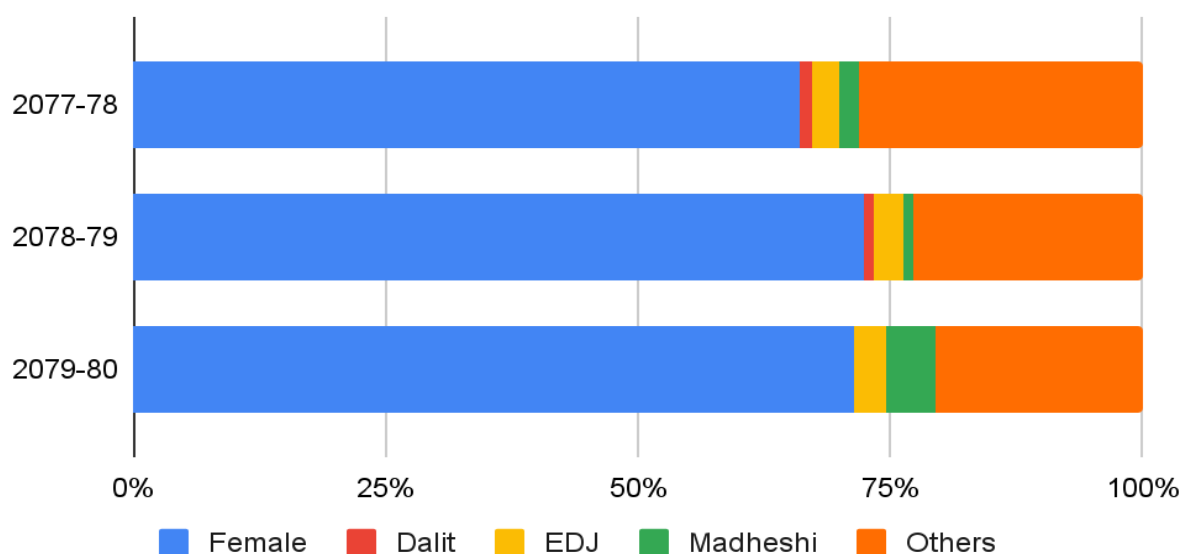
2.2 Pass Record

2.2.1 Overall Pass record

Overall pass record of various academic program during the period of previous four years are presented below;

Year	Total Students	Female	Dalit	EDJ	Madheshi
2079-80	63	45	0	2	3
2078-79	101	73	1	3	1
2077-78	156	103	2	4	3

Pass Rate of Students



2.2.2 Pass record in MBS program

Pass record of MBS program during the previous Academic years is presented as follows;

Year	Level	Total Students	Female	Dalit	EDJ	Madhes hi
2079-80	First	Result not published				
	Second	Result not published				
	Third	Result not published				
	Fourth	Result not published				
2078-79	First	31	26	1	1	0
	Second	19	16	0	0	0
	Third					
	Fourth					
2077-78	First	28	25	0	0	0
	Second		22	0	2	0
	Third					
	Fourth					

2.2.2 Pass record in BBA program

Pass record of BBA program during the previous Academic years is presented as follows;

Year	Semester	Total Students	Female	Dalit	EDJ	Madheshi
2079-80	First	50	35	0	1	3
	Second	59	38	0	2	2
	Third	56	38	1	3	4

	Fourth	61	40	1	3	3
	Fifth	62	45	0	3	4
	Sixth	RESULT NOT PUBLISHED				
	Seventh	59	31	0	0	1
	Eight	RESULT NOT PUBLISHED				
2078-79	First	52	34	0	1	1
	Second	61	41	1	3	4
	Third	56	38	1	3	4
	Fourth	62	45	0	3	4
	Fifth	62	45	0	3	4
	Sixth	58	30	0	0	1
	Seventh	59	31	0	0	1
	Eight	59	35	1	1	2
2077-78	First	47	37	0	2	1
	Second	64	47	0	3	4
	Third	64	47	0	3	4
	Fourth	60	32	0	0	2
	Fifth	59	32	0	0	1
	Sixth	30	36	1	1	2
	Seventh	60	36	1	1	2
	Eight	59	38	0	1	2

2.2.3 Pass record in BBM program

Pass record of BBM program during the previous two academic years is presented as follows;

Year	Semester	Total Students	Female	Dalit	EDJ	Madheshi
2079-80	First	13	10	0	1	0

	Second	15	12	0	1	0
	Third	12	11	0	1	0
	Fourth	18	15	0	1	1
	Fifth	42	34	0	1	5
	Sixth	RESULT NOT PUBLISHED				
	Seventh	38	24	0	1	0
	Eight	RESULT NOT PUBLISHED				
2078-79	First	18	13	0	1	0
	Second	25	20	0	1	1
	Third	12	11	0	1	0
	Fourth	37	30	0	2	3
	Fifth	42	34	0	2	5
	Sixth	35	23	0	1	0
	Seventh	38	24	1	1	0
	Eight					
2077-78	First	23	16	1	1	2
	Second	42	33	0	2	5
	Third	38	31	0	2	5
	Fourth	30	19	1	1	2
	Fifth	36	23	1	1	2
	Sixth					
	Seventh					
	Eight					

2.2.4 Pass record in BBS program

Pass record of BBS program during the previous academic years is presented as follows;

Year	Level	Total Students	Female	Dalit	EDJ	Madhesh i
2079-80	First	RESULT NOT PUBLISHED				

	Second	EXAM NOT CONDUCTED				
	Third	EXAM NOT CONDUCTED				
	Fourth	EXAM NOT CONDUCTED				
2078-79	First	RESULT NOT PUBLISHED				
	Second	RESULT NOT PUBLISHED				
	Third	RESULT NOT PUBLISHED				
	Fourth	116	72	3	13	7
2077-78	First	33	23	1	3	0
	Second	45	34	1	1	2
	Third	86	52	3	8	6
	Fourth	83	55	1	2	2

2.3 Programs

2.3.1 Academic Programs

People's Campus currently offering following academic program in Management Faculty starting from Plus two to Postgraduate Level i.e. Master's.

1. Master's in Business Studies (MBS) - Semester program
2. Bachelor in Business Administration (BBA) - Semester Program
3. Bachelor in Business Management (BBM) - Semester Program
4. Bachelor in Business Studies (BBS) - Annual examination program

2.3.2 Proposed Programs

1. Master's in Business Management (MBM)
2. Master's in Business Administration (MBA)
3. Bachelor in Computer Applications (BCA)

2.4 Educational Pedagogy

People's Campus is committed toward quality education that is affordable to wider society which is also reflected in our motto. The campus has been deploying evolved techniques of teaching to cater to the changing dimension of education. The campus offers a continuous learning environment to our faculty members and provides a wide range of opportunities to students to thrive to excellence. It is involved in various research and studies to deliver quality education to students and a good working environment to our faculty members and other employees. It also is used multimedia in the classes to give clear understanding and to allow out of the box thinking on the subject matter.

Each year The campus prepares course plans through a holistic approach and ensures the completion of each course within the specified timeline. For this It has been using the teacher's log sheet which allows us to monitor and track the teaching activities within a class.

In addition to class lectures, we also adopt other methods of teaching like demonstration methods, question and answer methods and use of computerized tools to give a clear concept of topic. We also conduct special classes with multimedia sessions to provide practical knowledge about the topics.

In addition, the campus has been following strategies to enhance the teaching and learning environment;

1. Closely monitor the progress of classes and evaluate the time allowed by the teacher for a specific topic.
2. Conduct guest lectures and motivational class from the expert of subject matter as per need.
3. Extra class conducted for the students who need special attention.

4. Use of group discussion and presentation methods to empower students with presentation skills.
5. Teacher evaluation based on the feedback from the students regarding teaching methodologies applied in the class and its effectiveness.

3. Physical Progress

3.1 Physical Infrastructure

The campus has the following physical infrastructure that is used for academic and non academic purposes. This physical infrastructure is constructed or acquired from the income source of the campus whereas some assets were acquired with the help of different organisations including grants from the University Grant Commission.

S.N.	Particulars	Number of Assets		
		2079-80	2078-79	2077/78
1	Land	1. Paknajol Area: 14716.75 Sq.ft (Main Building) Area: 10716.71 Sq. ft (Annex Building) 2. Sano Bharyang Area: 24064.46 sq. ft. 3. Pachkhal, Karre District Area: 329760 sq.ft.		
2	Building	2	2	2
2.1	Classroom	32	32	30
2.2	Library	1	1	1
2.2.1	Books/Journal		25836/8	25143/8
2.3	Computer Lab	3	3	3
2.4	Auditorium/Seminar hall	1/2	1/2	1/2

3	Furniture	2037	2005	1,885
4	Computer/ Laptop	147/20	141/19	129/19
5	Office Equipment	144	144	130
6	Vehicles	-	-	-
7	Software	Mitra ERP/lekha / Google Workspac e	lekha/ College 360/Google Workspace	lekha/ College 360/Google Workspace

3.2 Educational Aids

The campus has the following educational aids within the campus premises to promote a learning environment.

3.2.1 Building and Classes

The campus has two buildings in Pakanjor, Kathmandu comprising 60 plus fully furnished class rooms. The campus also owns lands in Sanobharyang covering four ropanies of area and in Panchkhal covering sixty ropanies of area which was given by the community with condition to establish the educational institution only.

The Campus has Fifteen classrooms fully equipped with multimedia facilities to be used for regular classes as per the need of subject matter.

3.2.2 Library

The campus has a library in Annex - 1 building with around 25K of books, journals and reference materials. Within the library an open study space for students allows students to study the library material and meetup for discussion. Library open study

space can cater to a maximum of 30 students at a time. The campus has also provided daily newspapers, weekly and monthly magazines in the library to allow students to have current news and information.

Collections of books, journals and reference materials available in the library are sufficient to cover study areas and other contemporary streams for the students..

Library Enhancement

People's Campus has enhanced the library facility using PMB web based integrated Library Management System. Currently all library activities have been managed from the library management system.

3.2.3 Computer Labs

The campus has 3 computer labs each fully equipped with the computers, projects and with internet access having a seating capacity of more than 30+ students.

3.2.4 E-Library

Under the grant of the University Grant Commission, the campus has started an e-library in 2017 with nine computers with internet access to enable students to explore the internet archives and online libraries.

3.2.5 Security equipment

The campus has installed sufficient security equipment to monitor suspicious activities within the campus premises. In total seventeen CCTV cameras have been installed and monitored by the central monitoring screen installed at Campus

Chief's room. These security equipment to ensure the safety and surveillance of possible unauthorized activities within the campus premises.

3.2.6 Auditorium

The campus has a fully furnished auditorium with a seating capacity of more than hundred people which was constructed with the grant assistance of the University Grant Commission. Major functions of college and learning activities are conducted in this auditorium

3.2.7 Power Equipment

For uninterrupted operation of teaching and administrative activities of the college, the college has installed a power backup system and one generator of 10 KW and Solar system.

3.2.8 Sports facility and playground

In order to promote sport during leisure time during the campus hours, sufficient sports equipment has been provided. Within the campus premises, there is one playground for sports activities.

3.2.9 Cafeteria Facility

The campus has its own cafeteria facility for the students as well as for faculty members and employees. Cafeteria offers fresh and hygienic food at an affordable price, the campus conducts regular supervision and monitoring of cafeteria facilities in order to ensure the quality and price offered to students.

3.2.10 Toilet Facilities enhancement

In FY 2079-80, Office toilets were renovated with improved sanitary facilities.

3.2.11 Student Alumni

The People's Alumni Association was formed and a separate website has been created and integrated in the website of People's Campus.

3.2.12 Other Facilities

People's Campus added or initiated following to provide improved facilities to students

1. Changing room (Boys/Girls)
2. Primary health care unit
3. Charter board added
4. Grievance handling cell and installation of Complaint box in campus premises
5. Job Placement and Counseling Cell

4. Financial progress

4.1 Financial Resources/Income

Details of financial resource or income of Peoples campus are presented as follows;

S.N	Particulars	2079-80	2078-79	2077-78
1	Self- Generated Resources/ Income			
	Student fee	66459003.50	55,695,827.31	30,202,634.97
	Others	2,120,694.61	1,491,970.75	4,109,894.94
2	Grant from Government Sources			
	Grant Received from UGC	2625000.00	1,625,000.00	4,915,900.00
	Other Government Bodies	-	-	-
3	Other			
	Bank Interest Income	1,407,450.61	892,589.78	950,425.06
	Other		-	-
	Total	72612148.72	59,705,387.84	40,178,854.97

4.2 Expenditure Analysis

In the application of resources, People campus follows the rule of economy without compromising the quality of service needed for the campus operation. Major area of application of resources in the employee and students expenditure which covers almost 86% of total recurrent expenditure in the FY 2079/780.

S.N	Particulars	2079-80	2078-79	2077-78
1	Employee Expenditure			
	Faculty Members Salary	30,527,695.12	26,579,835.16	21,194,342.73
	Administrative Staff Salary	11,110,812.86	10,254,592.46	10,105,985.75
	Employee Gratuity and Medical	1374040.82	1,246,312.72	952,974.27

2	Operating Expenditure			
	Student Expenditure	11,723,813.04	10,873,921.90	4,772,196.36
	Electricity, Water, Heat	544,044.75	467,854.26	812,206.42
	Telephone and Internet	292,947.18	253,846.75	153,104.36
	Depreciation	2,239,511.60	2,066,158.66	2,173,139.48
	Newspaper and Stationery	20115.00	14,495.00	230,753.48
	Repair & Maintenance	268,297.55	279,354.40	164,908.84
3	Other Administrative Expenditure			
	Board Meeting expenses	290420.22	147,748.80	56,258.82
	Audit Fee and Expenses	130215.50	107,250.00	114,300.00
	Travelling	-	-	71,315.00
	Advertisement	488,069.96	411,886.00	555,327.83
	Sports Activity	906,350.01	757,195.00	464,809.50
	Office Expenses	538,177.60	547,188.00	266,749.10
	Other Expenses	3,305,948.14	3,395,707.00	1,751,572.38
	Total Recurrent Expenditure	63,760,459.35	57,403,346.11	43,839,944.32

4.3 Audit Observations/Issues and Steps taken to mitigate the issues

In the audit report of FY 2079-80, the auditor has issued following audit observations or issues on financial system, operation, and internal control implemented.

S.N.	Audit Observation/Issues	Steps taken to Mitigate the issues
1	Lack of ETDS	E-TDS will operate soon.
2	Roaster system should apply in the purchasing procedure.	Roasters of vendors will be made by the coming fiscal year.

3	Proper procedure of advance payment must be constructed.	Effective advance payment procedures will be made by the coming fiscal year.
4	Building renovation work was completed in 2077 BS for capitalization	Building will be capitalized very soon as per ready to use the concept of accounting policy

5. Social Progress

5.1 Campus's Involvement in Social Activities

During the current year, campus has involved and contributed in following social activities;

1. The Campus has been offering a wide range of management related academic courses to the students.
2. It has been providing financial aid to female & marginalized students on the recommendation of local people.
3. It has been also offering various scholarships on the basis of merit and performance of students.
4. It has provided financial and non-financial aid to support activities conducted by the local community.
5. Active participation in the programs organized by the local community.
6. We have supported organizing open education programs.
7. Guardian interaction program organized.
8. Community awareness program has been conducted.

5.2 Society's Contribution for Campus

The organisation has received contributions from the society and stakeholders in following ways;

1. Received financial contribution from the members of society to construct the infrastructure of the campus.
2. Participation of people in the event organised by the campus
3. Received constructive feedback from the local community to improve the activities of the campus.

5.3 Plan for Campus's Contribution to Society

Campus plan is involved following activities that focused on contribution to society;

1. Provide free education to adult members of the local community.
2. Organize free health camps to local communities to create awareness on health & safety.
3. Contribute to the development of open education materials with the joint coordination of various organizations for the society.

5.4 Plan for increased involvement of Society in the Campus

Campus plan is involved following activities that focused on contribution to society;

1. Prioritize people from the local community in job placement
2. Joint collaboration with society to solve campus concerns.
3. Conduct regular meetups with the local community to discuss on the campus activities.

6. Issues and Challenges

6.1 Short Term issues and Challenges

1. Student Counseling
2. Students dropout/course completion rate
3. Online and Learning Partnership with other institutes.
4. Integration of organization wise activities into one system.

5. Allow access of information technology facilities
6. Change dimension of education
7. Document still achieved in hard copy.
8. Access to Online learning infrastructure
9. Acceptance/Effectiveness of online education

6.2 Long Term issues and Challenges

1. Hiring quality faculty members
2. Sustainability of the campus
3. Trust, transparency and accountability
4. Requirement of new program.
5. IT infrastructure to enable full fledged digital education

6.3 Mitigation measure taken to address issues and meet the challenges

In order to mitigate the short term and long term issues and challenges faced by the campus, we have taken the following measures;

S.N.	Issues and Challenges		Mitigation Measures
1	Student Counseling	Short Term	We provide regular counseling to students through a separate cell opened for the purpose.
2	Students dropout/course completion rate	Short Term	<ul style="list-style-type: none"> We closely monitor student attendance records of students and in case of irregularities observed in the student attendance, we contact the guardian of the student to give them information and counsel them about the way out on the case.

			<ul style="list-style-type: none"> • In addition, we also conduct exit interviews of students who opt to drop out from the campus.
3	Online and Learning Partnership with other institutes.	Short Term	We are open to collaborate with other organisations to promote learning opportunities for the students.
4	Integration of organization wise activities into one system.	Short Term	Currently in finance we are using software to maintain our books of accounts and we are implementing a computerized system in other activities.
5	Allow access of information technology facilities	Short Term	Internet access to students is opened into computer labs and e-Library.
6	Change dimension of education	Short Term	We have Google certified education tools that we can use to uplift the teaching pedagogy. For this we are educating our faculty members about the know-how of tools and gradually implementing those tools in the teaching.
7	Document still achieved in hard copy.	Short Term	Important documents have been converted into digital form and organized into computers.
8	Access to Online learning infrastructure	Short Term	We have provided mobile internet package to faculty member to conduct online classes and coordinated with internet service provider to provide subsidized internet service to student.s
9	Acceptance/Effectiveness of online education	Short Term	We have provided an awareness program for online classes to all students and guardians and monitoring the effectiveness of online classes.
10	Hiring quality faculty members	Long Term	We have a framed recruitment process which will guide us to recruit high quality employees on campus.

11	Sustainability of the campus	Long Term	We are focused on the sustainable income for the campus and we are trying to closely collaborate with the society for the long term sustainability of the campus.
12	Trust, transparency and accountability	Long Term	We are open for transparency and accountability on our activities and we issue various reports on our websites to disseminate information to concerned stakeholders.
13	Requirement of new program.	Long Term	We have separate cells for research activities called research management cells and we closely monitor the requirement of education for the market.
14	IT infrastructure to enable full fledged digital education	Long Term	We have initiated to build the required policy to optimize the IT infrastructure and request concerned authority for the support.

6.4 Plan for Addressing the issues and Challenges

1. Implement an internet monitoring system to regulate the internet usage by the students.
2. Archive all the important records, decisions, data, and other materials into digital form into cloud storage of google workspace.
3. Implement an Integrate system to organize all the activities of the campus from one login system.
4. Complete implementation of ERP system in the overall activities of the campus.
5. Conduct regular programs in the area of corporate social responsibility towards the community.
6. Conduct various research activities through research cells in order to enhance the quality of education and create a healthy environment for the students.
7. Implement an online assessment and examination system to monitor effectiveness of teaching methodologies adopted by the faculty members.

7. Annual Work Plan and Budget of the current Fiscal Year

7.1 Annual Work Plan

For the current fiscal years, we have targeted the following programs;

1. Renovation of two classrooms with technological facilities
2. EMIS Training for non-teaching staffs and data entry
3. Full fledged implementation of ERP system .
4. Formation of Senate and re-formation of different committees
5. Documentation and formation of student quality circle
6. Amendment of 'People's Campus Teachers and staffs By-law 2066'
7. Amendment of 'People's Campus Guidelines 2076"
8. Training of Teaching plan

7.2 Budget of the current Fiscal Year

Budget of Fiscal year 2078-79 is presented as follows;

				<i>Amount in NPR</i>
S.N.	Particulars	FY 2078-79	FY 2079-80	FY 2080-81 Forecast
A	Financial Resources / Income			
1	Self-Generated Resources / Income			
	Student Fee	60,940,385.00	49,836,840.00	54,293,400.00
	Others	1,260,920.00	1,256,420.00	9,840,800.00
2	Grant from Government Sources			
	Grant Received from UGC	1,100,000.00	1,100,000.00	1,500,000.00
	Other Government Bodies			
3	Other Government Bodies			
	Bank Interest Income	1,500,000.00	1,550,000.00	1,000,000.00

Total source of Income		64,801,305.00	53,743,260.00	66,634,200.00
B	Recurrent Expenditure			
1	Employee Expenditure	40,633,000.00	37,526,900.00	45,601,800.00
2	Operating Expenditure	13,624,000.00	10,906,500.00	11,342,900.00
3	Other Administrative Expenditure	6,382,600.00	5,002,000.00	4,109,900.00
Total Recurrent Expenditure		60,639,600.00	53,435,400.00	61,054,600.00
C	Non Recurring Expenditure			
1	Major Infrastructure Development	1,500,000.00	300,000.00	500,000.00
2	Minor Infrastructure Development	375,000.00	450,000.00	500,000.00
3	Equipment	725,000.00	500,000.00	710,000.00
4	Books	725,000.00	675,000.00	2,907,200.00
Total Non Recurrent Expenditure		3,325,000.00	1,925,000.00	4,617,200.00
Total Expenditure (Recurrent & Non Recurrent)		63,964,600.00	55,360,400.00	65,671,800.00

8. Projected Annual Work Plan and Budget of the three fiscal years following the current fiscal year.

8.1 Major Programs for following three years

In the following three fiscal years, we have targeted the following programs;

1. 10% growth in the number of students enrolment.
2. 5% growth on the pass rate of the students.
3. Interactions and academic partnerships with the corporate, government and non-profit sectors in an expanded innovation ecosystem that can help the campus to carry out its teaching and research activities
4. Complete the QAA certification process and get accreditation from UGC.
5. Equip all classrooms with IT facilities.

6. Effective implementation of various working committees to assure the quality of education provided to students.
7. Library automation and extension of the carpet area of the library.
8. Enhance the education aids provided within the premises of the campus.
9. Conduct Train the teacher program regularly.
10. Conduct Inter college workshop/seminary for faculty development and student opportunities.
11. Extend the collaboration with different organizations or companies for the job placement of students.
12. Offline/online databases of alumni members will be prepared.
13. Evaluation criteria for teacher & staff will be developed, and performance-based incentives will be implemented.
14. Void space will be properly managed and unused or old items will be disposed of through auction.

8.2 Budget of the three fiscal years

Budget for the following three fiscal years is presented as follows;

S.N.	Particulars	FY 2080-81 Forecast	FY 2081-82 Forecast	FY 2082-83 Forecast
A	Financial Resources / Income			
1	Self-Generated Resources / Income			
	Student Fee	60,302,576.40	66,332,834.04	72,966,117.44
	Others	1,520,268.20	1,672,295.02	1,839,524.52
2	Grant from Government Sources			
	Grant Received from UGC	1,331,000.00	1,464,100.00	1,610,510.00
	Other Government Bodies			
3	Other Government Bodies			
	Bank Interest Income	1,875,500.00	2,063,050.00	2,269,355.00
	Total source of Income	65,029,344.60	71,532,279.06	78,685,506.97

B	Recurrent Expenditure			
1	Employee Expenditure	45,407,549.00	49,948,303.90	54,943,134.29
2	Operating Expenditure	13,196,865.00	14,516,551.50	15,968,206.65
3	Other Administrative Expenditure	6,052,420.00	6,657,662.00	7,323,428.20
	Total Recurrent Expenditure	64,656,834.00	71,122,517.40	78,234,769.14
C	Non Recurring Expenditure			
1	Major Infrastructure Development	363,000.00	399,300.00	439,230.00
2	Minor Infrastructure Development	544,500.00	598,950.00	658,845.00
3	Equipment	605,000.00	665,500.00	732,050.00
4	Books	817,355.00	899,090.50	988,999.55
	Total Non Recurrent Expenditure	2,329,855.00	2,562,840.50	2,819,124.55
	Total Expenditure (Recurrent & Non Recurrent)	66,986,689.00	73,685,357.90	81,053,893.69

- End of Report -

Abbreviation

MBS	Master's in Business Studies
BBA	Bachelor in Business Administration
BBM	Bachelor in Business Management
BBS	Bachelor in Business Studies
UGC	University Grants Commission
EDJ	Educationally Disadvantaged Janajatis
FY	Fiscal Year
QAA	Quality Assurance Accreditation
IT	Information Technology
e-MIS	Education Management Information System
ERP	Enterprise Resource Planning
IRD	Inland Revenue Department
AD	Anno Domini