

Annual Report of



People's Campus

Paknajol, Kathmandu, Nepal

Phone no. 4251412, 4251990

Email: info@peoplescampus.edu.np

Established Year - 1981 AD

Budget Fiscal Year 2078-79

Mangsir 2079

Annual Report of



People's Campus

Paknajol, Kathmandu, Nepal

Phone no. 4251412, 4251990

Email: info@peoplescampus.edu.np

Established Year - 1981 AD

Budget Fiscal Year 2078-79

Mangsir 2079



Report Preparation Team

1. Mr. Nirmal Panthi, Advisor and Faculty Member
2. Mr. Bikash Shrestha, Faculty Member
3. Mr. Nirjal Shrestha, Faculty Member

Date of report endorsement by Management Committee: This annual report (2078/079) of People's Campus has been approved by the College Management Committee on 2079/8/19



Table of Content

Executive Summary	4
1. Background	5
2. Academic Progress	6
2.1 Enrolment	6
2.1.1 Enrolment in MBS program	7
A. Enrolment in MBS program in FY 2078-79	8
B. Enrolment in MBS program in FY 2077-78	9
C. Enrolment in MBS program in FY 2076-77	9
D. Enrolment in MBS program in FY 2075-76	10
E. Enrolment in MBS program in FY 2074-75	10
F. Enrolment in MBS program in FY 2073-74	10
2.1.2 Enrolment in BBA	11
A. Enrolment in BBA program in FY 2078-79	12
B. Enrolment in BBA program in FY 2077-78	13
C. Enrolment in BBA program in FY 2076-77	13
D. Enrolment in BBA program in FY 2075-76	14
E. Enrolment in BBA program in FY 2074-75	14
F. Enrolment in BBA program in FY 2073-74	15
2.1.3 Enrolment in BBM	16
A. Enrolment in BBM program in FY 2078-79	16
Detail of semester wise enrolment of students in the BBM program during FY 2078-79 is presented as follows;	16
B. Enrolment in BBM program in FY 2077-78	17
C. Enrolment in BBM program in FY 2076-77	17
D. Enrolment in BBM program in FY 2075-76	17
2.1.4 Enrolment in BBS	18
A. Enrolment in BBS program in FY 2078-79	19
B. Enrolment in BBS program in FY 2077-78	20
C. Enrolment in BBS program in FY 2076-77	20
D. Enrolment in BBS program in FY 2075-76	21
E. Enrolment in BBS program in FY 2074-75	21
F. Enrolment in BBS program in FY 2073-74	21
2.2 Pass Record	22
2.2.1 Overall Pass record	22
2.2.2 Pass record in MBS program	23



2.2.2 Pass record in BBA program	24
2.2.3 Pass record in BBM program	26
2.2.4 Pass record in BBS program	27
2.3 Programs	28
2.3.1 Academic Programs	28
2.3.2 Proposed Programs	28
2.4 Educational Pedagogy	28
3. Physical Progress	29
3.1 Physical Infrastructure	30
3.2 Educational Aids	31
4. Financial progress	34
4.1 Financial Resources/Income	34
4.2 Expenditure Analysis	34
4.3 Audit Observations/Issues and Steps taken to mitigate the issues	36
5. Social Progress	36
5.1 Campus's Involvement in Social Activities	36
5.2 Society's Contribution for Campus	37
5.3 Plan for Campus's Contribution to Society	37
5.4 Plan for increased involvement of Society in the Campus	37
6. Issues and Challenges	38
6.1 Short Term issues and Challenges	38
6.2 Long Term issues and Challenges	38
6.3 Mitigation measure taken to address issues and meet the challenges	38
6.4 Plan for Addressing the issues and Challenges	40
7. Annual Work Plan and Budget of the current Fiscal Year	41
7.1 Annual Work Plan	41
7.2 Budget of the current Fiscal Year	41
8. Projected Annual Work Plan and Budget of the three fiscal years following the current fiscal year.	42
8.1 Major Programs for following three years	43
8.2 Budget of the three fiscal years	43
Abbreviation	45



Executive Summary

People's campus is a community based and non for profit organisation. We have been committed to providing quality education since 1981 AD and we continuously evolved to cater to the changing dimension of education. This annual report is prepared in the format prescribed by the University Grant Commission (UGC) and to disseminate overall activities, achievements, issues and challenges of the campus. Through this annual report, we expect to maintain openness and transparency of our activities and the governance of the organisation. This annual report covers the period of 2078 Shrawan 1 to 2079 Ashad end.

This report covers statistical data relating to total number of student enrolment and pass rate, academic courses conducted or proposed by the campus, physical infrastructure, financial progress, social progress, issues & Challenges encountered by the campus and plans & programs. Statistical data further elaborated to various marginalised students groups wise, fiscal year wise and level wise analysis of data.




1. Introduction

1.1 Background

People's Campus, a pioneering and a leading community-based non-profit academic institution, was established in 1981 A.D. with the initiation of a group of visionary educationists, professionals and key stakeholders in the field of education with the motto of enhancing quality education, which is affordable to the wider society. Centrally located at Paknajol, Kathmandu the campus spreads well over the area of 2035 square metres of land. This spacious land at the heart of the city makes the campus self-reliant regarding the need for infrastructure rendering education to 1400+ students. The main block of the campus along with its annex building houses more than 60 fully furnished classrooms, state-of-the-art computer labs, e-library, well-resourced library, auditorium, and a wide ground for outdoor games, parking and other purposes. Its peaceful atmosphere is conducive for an effective teaching and learning environment.

Along with the changing pace and demand of time, the campus has been modifying and modernising the teaching pedagogy and organising various types of demand-driven training for the teachers. In order to strengthen the learner autonomy in the classroom and to motivate learners intrinsically, the campus organises activities viz. workshops, presentations, seminars and well-modified lectures. Thus, People's Campus combines academic excellence with an innovative and entrepreneurial approach to support a culture that engages and challenges students and staff in their pursuit of learning.

Since its establishment, People's campus has been offering various academic programs from intermediate levels to Masters' program in the field of commerce, management and business studies to achieve its broader objectives of ensuring the availability of competent manpower for the service of the nation and the global community. We ensure that students are prepared for employment, entrepreneurship and opportunities when they graduate. One of the ways in which we do this is through the awards, which recognize and reward students who have gained significant academic skills through curricular and extracurricular activities, and help them develop skills successfully to be potential employees and employers. People's Campus, the thirteen-time recipient of 'Nepal Chamber of Commerce Excellence Award', offers globally competitive academic programs that equip our students



with encompassing knowledge, dynamic skills, ethical values and global vision. Thereby, they are moulded as socially responsible global citizens.

From the year 2016, People's Campus has practised strategic planning formally in its operation. Major focus of the ongoing strategic plan has remained similar over the periods so as to bring improvements in its core objectives of ensuring the availability of competent manpower for the service of the nation and the global community. Upon the final year of the ongoing strategic plan (2016-2020), People's campus has developed a strategic plan for the next five years. In the process, strategic planning workshops, a series of meetings and focused group discussions have been conducted with board members, coordinators, senior faculties and all the staff of People's campus. The workshop reviewed previous plan, outlined strategic issues and possible ways of resolutions in the form of recommendations through structured group discussion

1.2 Objectives

Followings are the core objectives of the campus;


1. Expand and deliver academic program with excellence
2. Develop physical infrastructure and state-of-art learning facilities
3. Enhance operational efficiency
4. Develop professional expertise of teachers and staff
5. Engage wider society
6. Promote co- and extra- curricular activities for students in order to enhance their academic careers and their lives

1.3 Governance

1.3.1 Board of Directors

Board of Directors of the campus comprises following members;

Name	Designation
Mr. Mangal Das Pradhananga	Promotor and Chairman
Mr. Piyush Bahadur Amayta	Promotor and Member



Mr. Nirmal Mani Panthi	Member
Mr. Bashu Dev Lamichhane	Member
Mr. Surya Prasad Shrestha	Member
Mr. Rameshwor Karmacharya	Member
Prof. Dr. Tri Ratna Manandhar	Member
Mr. Netra Prasad Gnyawali	Member
Mr. Manoj Bahadur Kunwar	Member Secretary

1.3.2 Management Committee

Management Committee of the campus comprises following members;

Name	Designation
Mr. Manoj Bahadur Kunwar	Chairman
Mr. Nirmal Mani Panthi	Member
Mr. Pramod Sharma	Member
Mr. Amesh Bajracharya	Member
Mr. Bishnu Raj Kafle	Member
Mr. Rojesh Pandit	Member Secretary

1.4 Human Resources

Human Resources of the campus includes academic faculty members and administrative employees. Detail of human resources is presented in below table;

S.N.	Particulars	Number of Employees
1	Academic Faculty Member	59
2	Administrative Employees	32
	Total	91

1.5 SWOT analysis

Strengths



- Quality education with affordable fee
- formation of IQAC and other committees based on the participative approach
- Establishment of Research Management Cell
- Highly experienced faculty members
- Increasing facilities for staffs and teaching faculties
- Running highly attractive programs like BBA and BBM
- Good result in the board exam
- Increasing permanent and full time teachers
- Own academic infrastructures i.e. two building
- Multimedia in most of the classrooms
- EMIS software installed
- Connection with students and other stakeholders through facebook, website of campus etc.
- well equipped computer lab
- Regular seminars workshop and field based training
- Cafeteria with hygienic food at affordable price
- Journals published by students
- Social service program
- Glorious public record

Weakness

- Lack of adequate playground
 - Low number of faculty members having M.Phil and Phd.
 - less activities in research based education system
 - Lack of enough extra curricular activities
 - No, formation of campus assembly
 - Lack of network with national and international institutions
-

- lack of IT staffs and teachers
- No reward policy for best teacher and staffs
- Ageing faculties
- High number of non teaching staffs
- Lack of training and development program of staffs and faculty
- No organisation of national and international conference
- Limited financial resources
- No transportation facilities
- Traditional working environment

Opportunity

- Partnership with educational institutions, business and industry
- Contribute to develop effective management education in Nepal
- Prime location
- selected in Higher Education Reform Project and participation in QAA process
- encourage faculties for further study
- Utilisation of land at different area in extension of different academic program
- Optimal utilisation of resources for income generation
- organising interaction with alumni occupying prominent nation and international position
- Informative e-MIS installation
- Creating good relationship among stakeholders

Challenges/Threats

- Management of human resources
- Poor retention of human resource
- providing quality education in low fees
- High dropout rate of students



- Job generating education
- Unstable education policy
- Political instability
- Attraction of students in foreign educational institution and job market
- Match of education with job market
- Unethical competition in fee structure
- Difficulty in accessing senior faculties

2. Academic Progress

This section covers student enrolment, pass record and graduate trend analysis of previous three years including programs details and educational pedagogy. In the analysis program wise and level wise data of female, dalit, Educationally Disadvantaged Janajati (EDJ) and Madheshi students presented separately.

2.1 Enrolment

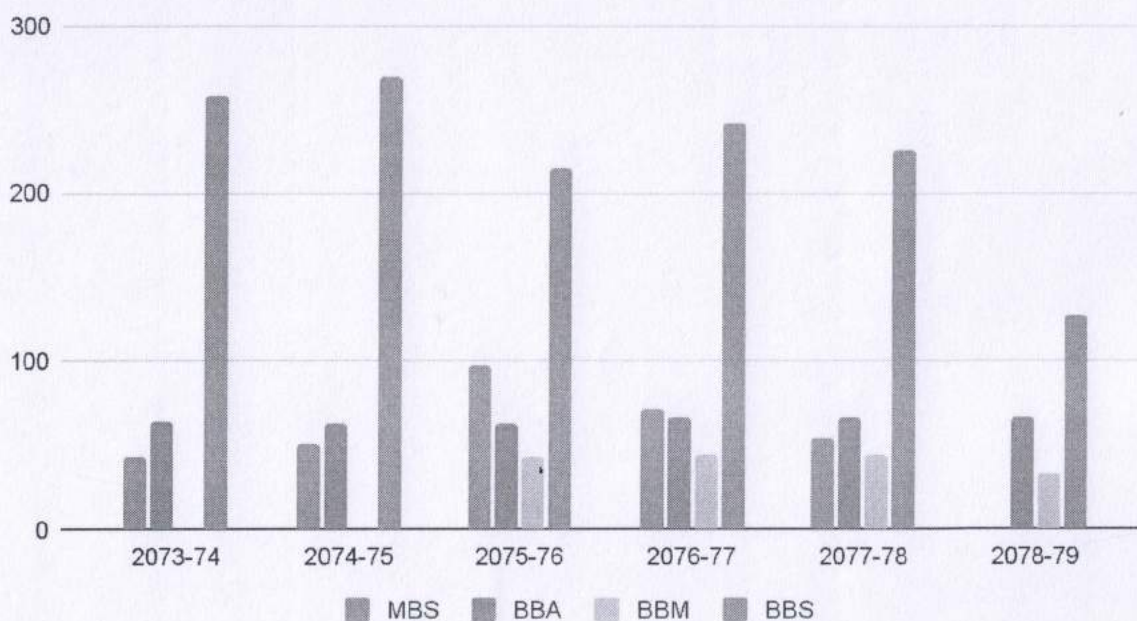
Enrolment of students in different programs gradually increased over the period of four years. In the fiscal year 2075-76, total number of enrolment of students was 419 and in the following year the number jumped up to 423 and in the FY 2077-78 due to COVID-19 pandemic number of student enrolment reached to total 390 with slight decrement in number. However the enrollment number in fiscal year 2078-79 is 226 (no enrollment in MBS in this fiscal year due to COVID-19). Total enrolment of students in different programs and levels are presented as follows;

Year	Total Students	Female	Dalit	EDJ	Madheshi
2078-79	226	135	6	12	5
2077-78	390	203	14	23	14
2076-77	423	244	10	21	15
2075-76	419	224	6	15	12
2074-75	382	209	4	18	7

2073-74	365	206	9	18	7
---------	-----	-----	---	----	---

Out of total students enrolled during the period above 50% enrolment of female students each year.

Program-wise Student Enrolment



2.1.1 Enrolment in MBS program

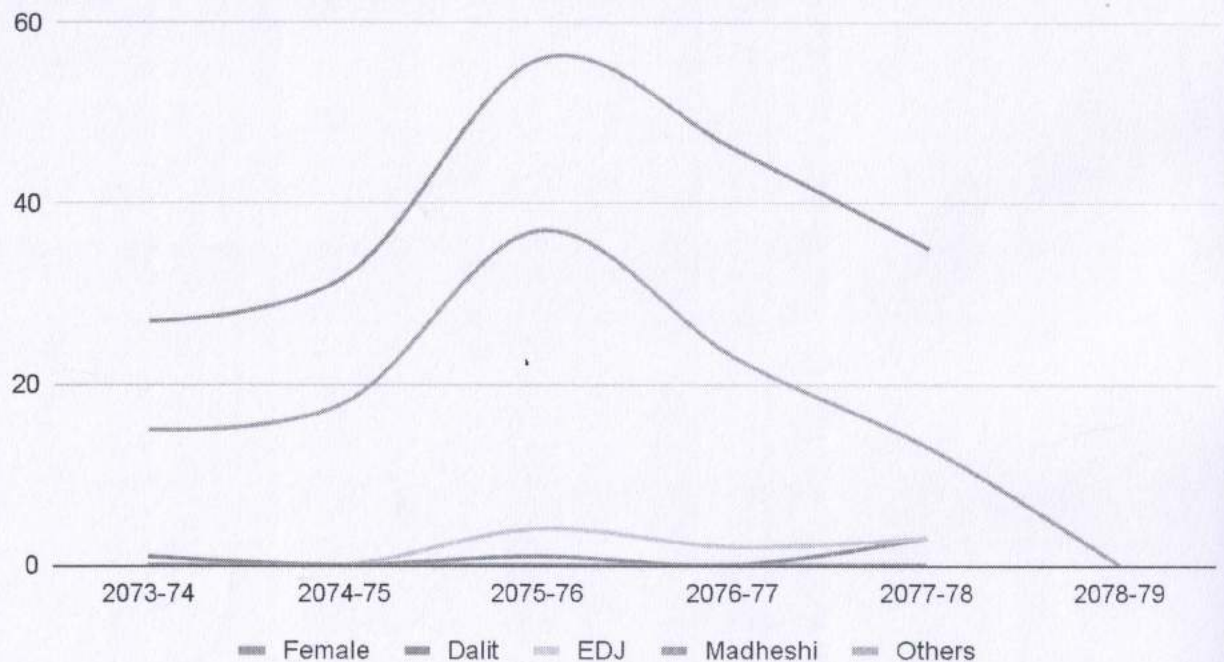
MBS program is a semester based academic program which was introduced in the fiscal year 2073-74 with 43 students. Total number of students slightly increased to 50 in the following year i.e. FY 2074-75. In FY 2075-76 total increased to 98 but in FY 2076-77 total number slightly decreased to 71. Whereas in the fiscal year 2077-78 the enrollment in the MBS program remarkably increased to 266 students.

In each year, more than 55 percent of students were female students. Detail of students enrolment in MBS program over six years period is illustrated as follows;

Year	Total Students	Female	Dalit	EDJ	Madhesi
------	----------------	--------	-------	-----	---------

2078-79					
2077-78	266	164	4	9	0
2076-77	71	46	0	2	0
2075-76	98	56	1	4	0
2074-75	50	32	0	0	0
2073-74	43	27	1	0	0

Student Enrolment in MBS program



A. Enrolment in MBS program in FY 2078-79

Detail of semester wise enrolment of students in MBS program during FY 2078-79 is presented as follows;

Level	Total Students	Female	Dalit	EDJ	Madheshi
First Semester					
Second Semester	44	34	3	2	0

Third Semester					
Fourth Semester	58	36	0	1	0

B. Enrolment in MBS program in FY 2077-78

Detail of semester wise enrolment of students in MBS program during FY 2077-78 is presented as follows;

Level	Total Students	Female	Dalit	EDJ	Madheshi
First Semester					
Second Semester	44	34	3	2	0
Third Semester					
Fourth Semester	58	36	0	1	0

C. Enrolment in MBS program in FY 2076-77

Detail of semester wise enrolment of students in MBS program during FY 2076-77 is presented as follows;

Level	Total Students	Female	Dalit	EDJ	Madheshi
First Semester					
Second Semester	44	34	3	2	0
Third Semester					
Fourth Semester	58	36	0	1	0

D. Enrolment in MBS program in FY 2075-76

Detail of semester wise enrolment of students in MBS program during FY 2075-76 is presented as follows;



Level	Total Students	Female	Dalit	EDJ	Madheshi
First Semester	98	56	1	4	-
Second Semester	48	31	-	-	-
Third Semester	34	21	1	-	-
Fourth Semester	33	21	1	-	-

E. Enrolment in MBS program in FY 2074-75

Detail of semester wise enrolment of students in MBS program during FY 2074-75 is presented as follows;

Level	Total Students	Female,	Dalit	EDJ	Madheshi
First Semester	50	32	-	-	-
Second Semester	43	27	1	-	-
Third Semester	34	22	1	-	-
Fourth Semester	-	-	1	-	-

F. Enrolment in MBS program in FY 2073-74

Detail of semester wise enrolment of students in MBS program during FY 2073-74 is presented as follows;

Level	Total Students	Female	Dalit	EDJ	Madheshi
First Semester	43	27	1	0	0
Second Semester	-	-	-	-	-

Third Semester	-	-	-	-	-
Fourth Semester	-	-	-	-	-

2.1.2 Enrolment in BBA

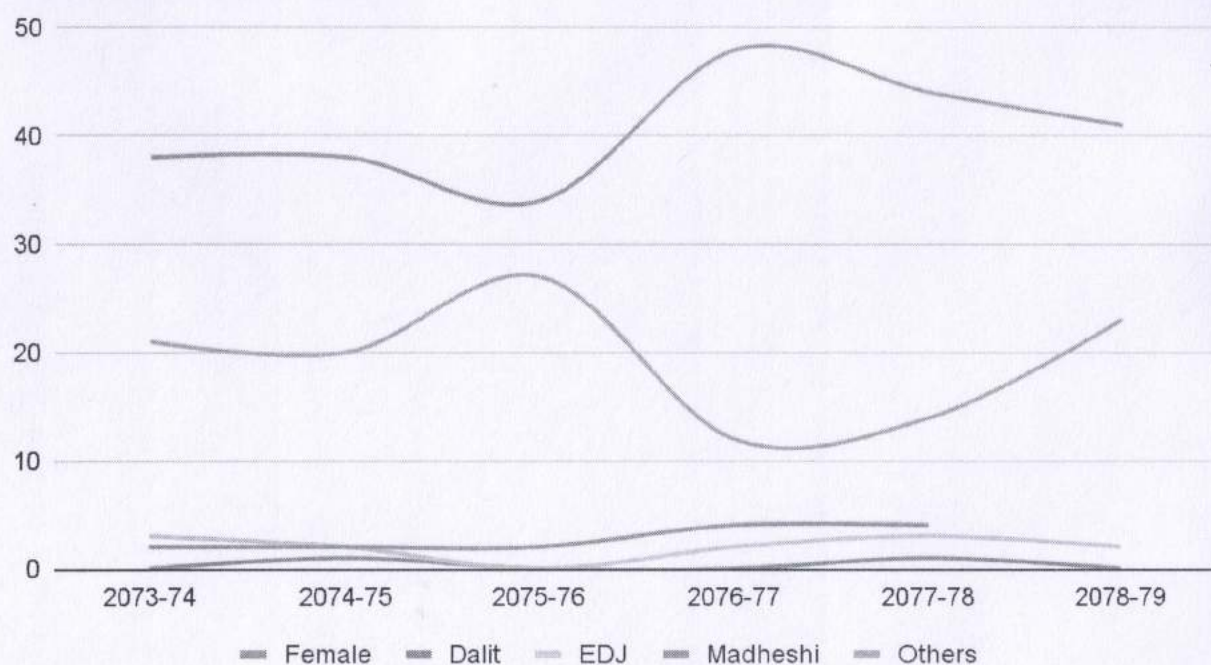
People's Campus is offering a semester based BBA program affiliated with Tribhuvan University in the day shift. This program includes a total of 8 semesters and 120 credit hours in 4 years. Total number of student enrolment in BBA program in the previous three years is illustrated as follows;

Year	Total Students	Female	Dalit	EDJ	Madheshi
2078-79	66	41	0	2	3
2077-78	66	44	1	3	4
2076-77	66	48	0	3	4
2075-76	63	34	0	0	2
2074-75	63	38	1	2	2
2073-74	64	38	0	3	2

Total number of students in FY 2076-79 is 66 each year and out of total students more than 62% of students are female students.



Student Enrolment in BBA Program

A. Enrolment in BBA program in FY 2078-79

Detail of semester wise enrolment of students in the BBA program during FY 2078-79 is presented as follows;

Semester	Total Students	Female	Dalit	EDJ	Madheshi
First Semester	66	41	0	2	3
Second Semester	64	43	1	3	4
Third Semester	64	43	1	3	4
Fourth Semester	65	48	0	3	4
Fifth Semester	65	48	0	0	4
Sixth Semester	59	32	0	0	1
Seventh Semester	59	32	0	1	1
Eight Semester	59	35	1	3	2

B. Enrolment in BBA program in FY 2077-78

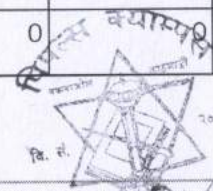
Detail of semester wise enrolment of students in the BBA program during FY 2077-78 is presented as follows;

Semester	Total Students	Female	Dalit	EDJ	Madheshi
First Semester	66	41	0	2	3
Second Semester	64	43	1	3	4
Third Semester	64	43	1	3	4
Fourth Semester	65	48	0	3	4
Fifth Semester	65	48	0	0	4
Sixth Semester	59	32	0	0	1
Seventh Semester	59	32	0	1	1
Eight Semester	59	35	1	3	2

C. Enrolment in BBA program in FY 2076-77

Detail of semester wise enrolment of students in the BBA program during FY 2076-77 is presented as follows;

Level	Total Students	Female	Dalit	EDJ	Madheshi
First Semester	66	48	0	2	4
Second Semester	63	38	0	0	5
Third Semester	63	38	0	0	5



Fourth Semester	60	35	1	1	2
Firth Semester	60	35	1	1	2
Sixth Semester	62	38	0	3	1
Seventh Semester	62	38	0	3	1
Eight Semester	60	40	0	2	1

D. Enrolment in BBA program in FY 2075-76

Detail of semester wise enrolment of students in the BBA program during FY 2075-76 is presented as follows;

Level	Total Students	Female	Dalit	EDJ	Madheshi
First Semester	63	34	-	-	2
Second Semester	61	36	1	2	1
Third Semester	61	36	1	2	1
Fourth Semester	60	37	-	2	1
Firth Semester	60	37	-	2	1
Sixth Semester	60	40	-	2	1
Seventh Semester	60	40	-	2	1
Eight Semester	60	36	1	1	1

E. Enrolment in BBA program in FY 2074-75

Detail of semester wise enrolment of students in the BBA program during FY 2074-75 is presented as follows;

Level	Total	Female	Dalit	EDJ	Madheshi
-------	-------	--------	-------	-----	----------

	Students				
First Semester	63	38	1	2	2
Second Semester	61	40	-	2	2
Third Semester	61	40	-	2	2
Fourth Semester	60	40	-	2	-
Firth Semester	60	40	-	2	-
Sixth Semester	60	38	-	1	1
Seventh Semester	60	38	-	1	1
Eight Semester	63	25	-	2	2

F. Enrolment in BBA program in FY 2073-74

Detail of semester wise enrolment of students in the BBA program during FY 2073-74 is presented as follows;

Level	Total Students	Female	Dalit	EDJ	Madheshi
First Semester	64	38	-	3	2
Second Semester	60	37	-	2	2
Third Semester	61	41	-	3	1
Fourth Semester	61	41	-	3	1
Firth Semester	60	38	1	1	1
Sixth Semester	60	38	1	1	1
Seventh Semester	63	25	1	3	2
Eight Semester	63	25	1	3	2

2.1.3 Enrolment in BBM

People's Campus is offering a Tribhuvan University affiliated semester based Bachelor in Business Management academic program in the day shift. This program includes a total of 8 semesters and 120 credit hours in 4 years. This program was introduced in FY 2075-76 and total number of student enrolment in BBM program this year is illustrated as follows;

Year	Total Students	Female	Dalit	EDJ	Madheshi
2078-79	33	26	0	2	0
2077-78	44	29	1	2	4
2076-77	44	35	0	2	5
2075-76	43	29	1	0	3
2074-75	Academic program was introduced in FY 2075-76				

In the first FY 2078-79 total students enrolment was out of which more than ... of students were female students.

A. Enrolment in BBM program in FY 2078-79

Detail of semester wise enrolment of students in the BBM program during FY 2078-79 is presented as follows;

Semester	Total Students	Female	Dalit	EDJ	Madheshi
First	33	26	0	2	0
Second	40	29	1	2	4
Third	37	29	1	2	4
Fourth	43	35	0	2	5
Fifth	43	35	0	2	5
Sixth	39	28	1	1	2
Seventh	39	28	1	1	2
Eight					



B. Enrolment in BBM program in FY 2077-78

Detail of semester wise enrolment of students in the BBM program during FY 2077-78 is presented as follows;

Semester	Total Students	Female	Dalit	EDJ	Madheshi
First Semester	44	29	1	2	4
Second Semester	44	35	0	2	5
Third Semester	43	34	0	2	5
Fourth Semester	39	25	1	1	0
Fifth Semester	39	25	1	1	0

C. Enrolment in BBM program in FY 2076-77

Detail of semester wise enrolment of students in the BBM program during FY 2076-77 is presented as follows;

Semester	Total Students	Female	Dalit	EDJ	Madheshi
First Semester	44	34	0	2	3
Second Semester	39	26	1	2	2
Third Semester	39	26	1	2	2

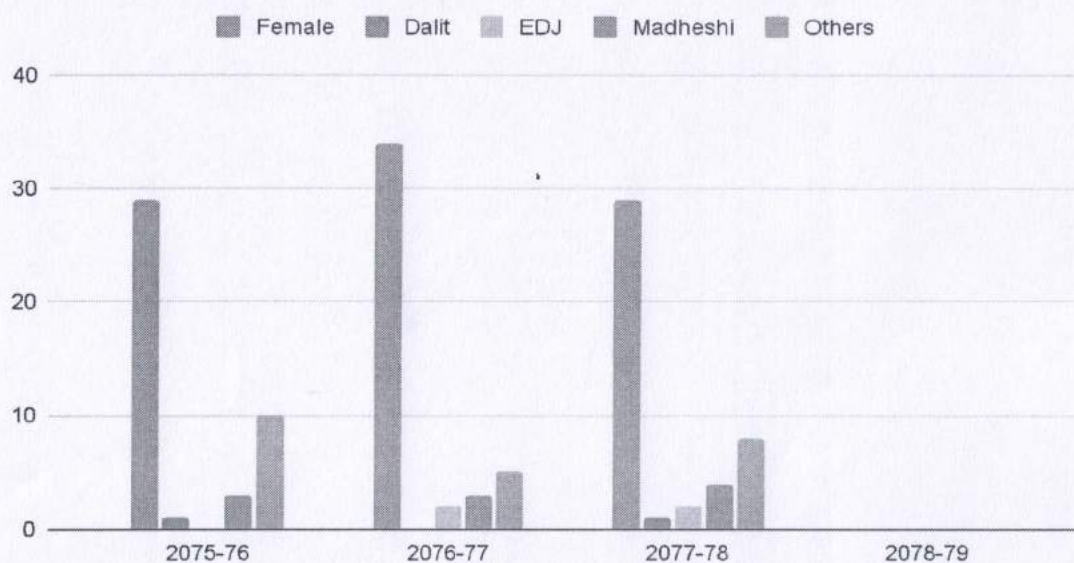


D. Enrolment in BBM program in FY 2075-76

Detail of semester wise enrolment of students in the BBM program during FY 2075-76 is presented as follows;

Semester	Total Students	Female	Dalit	EDJ	Madheshi
First Semester	43	29	1	0	3
Second Semester	Academic program was introduced in FY 2075-76				

Student Enrolment in BBM program



2.1.4 Enrolment in BBS

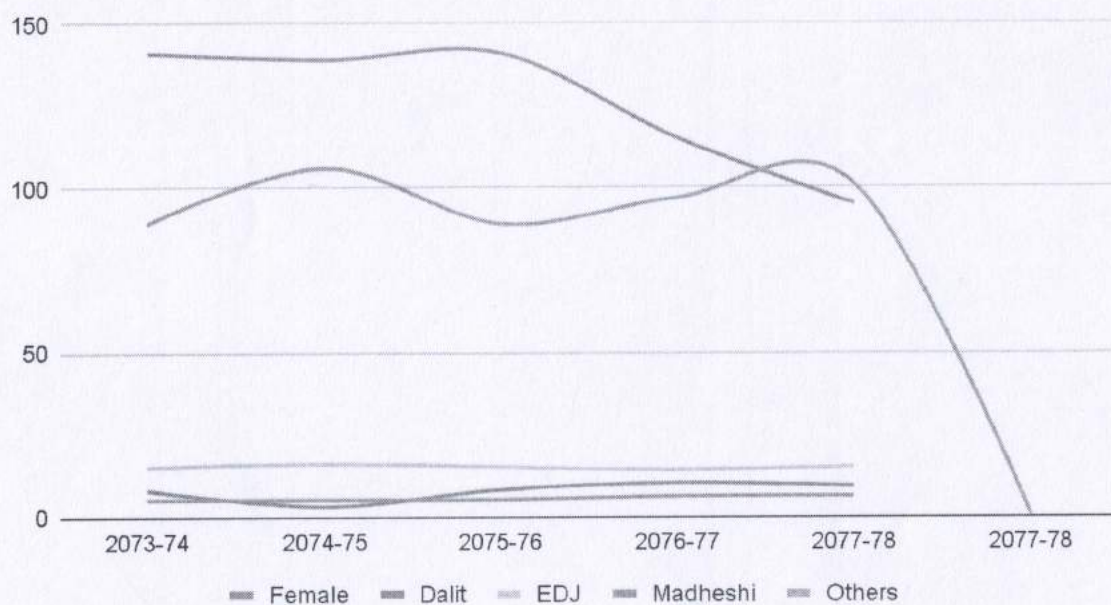
People's Campus is offering a Tribhuvan University affiliated 4 year Bachelor in Business studies academic program in the morning shift. Total number of student enrolment in BBS program in the previous three years is illustrated as follows;



Year	Total Students	Female	Dalit	EDJ	Madheshi
2078-79	127	68	6	8	2
2077-78	226	95	9	15	6
2076-77	242	115	10	14	6
2075-76	215	105	4	11	7
2074-75	269	139	3	16	5
2073-74	258	141	8	15	5


Total number of students in the year 2077-78 was 226 out of which around 42% of students were female students with the total count of 95. In the year 2078-79 total number of students decreased by 43.81% and total number reached to 127; this year 53.54% of students were female students.

Student Enrolment in BBS Program



A. Enrolment in BBS program in FY 2078-79

Detail of year wise enrolment of students in the BBS program during FY 2078-79 is presented as follows;



Level	Total Students	Female	Dalit	EDJ	Madheshi
First	127	68	6	8	2
Second	190	87	7	13	5
Third	157	88	6	9	1
Fourth	162	92	4	14	7

B. Enrolment in BBS program in FY 2077-78

Detail of year wise enrolment of students in the BBS program during FY 2077-78 is presented as follows;

Level	Total Students	Female	Dalit	EDJ	Madheshi
First	226	95	9	15	6
Second	193	101	6	13	5
Third	186	105	4	14	8
Fourth	134	86	1	2	5

C. Enrolment in BBS program in FY 2076-77

Detail of year wise enrolment of students in the BBS program during FY 2076-77 is presented as follows;

Year	Total Students	Female	Dalit	EDJ	Madheshi
First Year	242	115	10	14	6
Second Year	212	107	5	16	10
Third Year	148	95	1	5	5
Fourth Year	115	73	3	2	6



D. Enrolment in BBS program in FY 2075-76

Detail of year wise enrolment of students in the BBS program during FY 2075-76 is presented as follows;

Year	Total Students	Female	Dalit	EDJ	Madheshi
First Year	215	105	4	11	7
Second Year	170	102	1	4	6
Third Year	127	76	2	4	7
Fourth Year	153	83	0	9	6

E. Enrolment in BBS program in FY 2074-75

Detail of year wise enrolment of students in the BBS program during FY 2074-75 is presented as follows;

Year	Total Students	Female	Dalit	EDJ	Madheshi
First Year	269	139	3	16	5
Second Year	162	91	7	11	2
Third Year	181	95	0	14	0
Fourth Year	194	107	2	12	3

F. Enrolment in BBS program in FY 2073-74



Detail of year wise enrolment of students in the BBS program during FY 2073-74 is presented as follows;

Year	Total Students	Female	Dalit	EDJ	Madheshi
First Year	258	141	8	15	5
Second Year	191	100	1	16	-
Third Year	213	119	4	12	5
Fourth Year	231	155	3	10	6

2.2 Pass Record

2.2.1 Overall Pass record

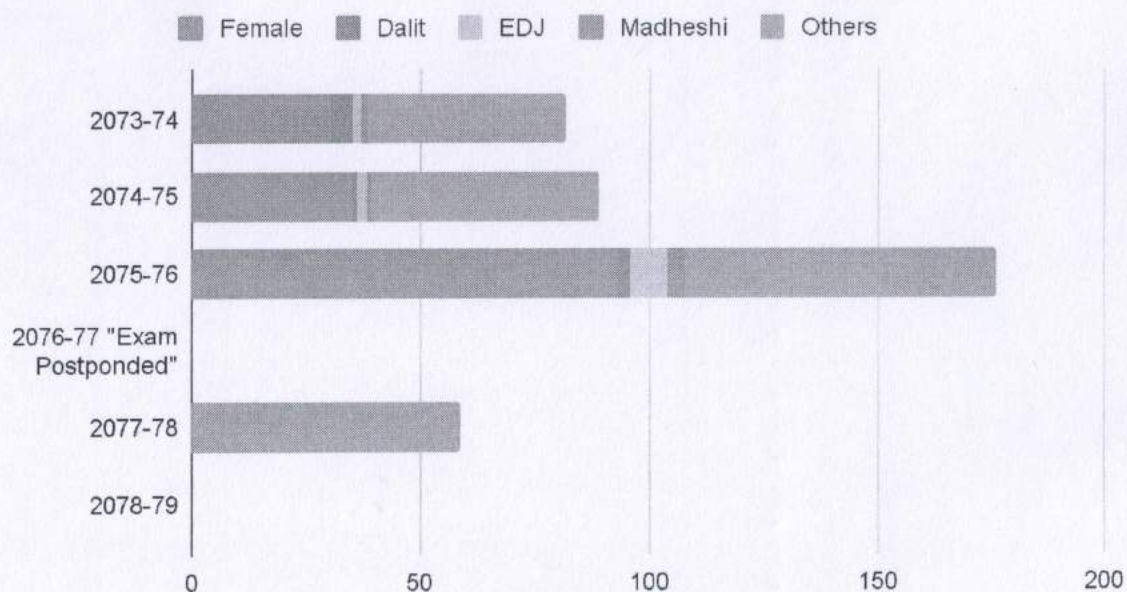
Due to COVID-19 outbreak during the academic year 2076-77, examinations could not be conducted. Overall pass record of various academic program during the period of previous four years are presented below;

Year	Total Students	Female	Dalit	EDJ	Madheshi
2078-79					
2077-78	124	0	0	0	0
2076-77	Exam postponed due to COVID-19, Result not published				
2075-76	176	93	3	8	4
2074-75	89	35	1	2	1
2073-74	82	30	5	2	1



Pass Record of students

FY 2073-74, FY 2074-75, FY 2075-76 & FY 2076-77



2.2.2 Pass record in MBS program

Pass record of MBS program during the previous Academic years is presented as follows;

Year	Level	Total Students	Female	Dalit	EDJ	Madhesi
2078-79	First Semester					
	Second Semester					
	Third Semester					
	Fourth Semester					
2077-78	First Semester	29	25	0	0	0
	Second Semester	28	22	0	2	0
	Third Semester	RESULT NOT PUBLISHED				
	Fourth Semester					
2076-77	First Semester	30	24	0	2	0

	Second Semester	59	34	0	3	1
	Third Semester	68	39	0	2	1
	Fourth Semester	35	0	0	0	0
2075-76	First Semester	49	34	-	3	-
	Second Semester	26	17	-	-	-
	Third Semester	32	19	1	-	-
	Fourth Semester	31	19	1	-	-
2074-75	First Semester	26	17	-	-	-
	Second Semester	23	14	1		
	Third Semester	31	19	1		
	Fourth Semester					
2073-74	First Semester	26	17	1	-	-
	Second Semester	Academic Session was started from FY 2073-74				
	Third Semester					
	Fourth Semester					

2.2.2 Pass record in BBA program

Pass record of BBA program during the previous Academic years is presented as follows;

Year	Semester	Total Students	Female	Dalit	EDJ	Madheshi
2078-79	First Semester	Result Not Published				
	Second Semester					
	Third Semester	Result Not Published				
	Fourth Semester	Result Not Published				
	Fifth Semester	Result Not Published				
	Sixth Semester	Result Not Published				

Year	Semester	Total Students	Female	Dalit	EDJ	Madheshi
	Semester					
	Seventh Semester	Result Not Published				
	Eight Semester	59	35	1	1	2
2077-78	First Semester	47	37	0	2	1
	Second Semester	64	47	0	3	4
	Third Semester	64	47	0	3	4
	Fourth Semester	60	32	0	0	2
	Fifth Semester	59	32	0	0	1
	Sixth Semester	30	36	1	1	2
	Seventh Semester	60	36	1	1	2
	Eight Semester	59	38	0	1	2
2076-77	First	65	48	0	3	4
	Second	56	31	0	0	3
	Third	60	32	0	0	2
	Fourth	60	35	1	1	2
	Fifth	59	35	1	1	2
	Sixth	60	38	0	2	2
	Seventh	60	38	0	2	2
	Eight	59	40	0	2	1
2075-76	First	61	34	-	-	2
	Second	61	36	1	2	1
	Third	59	35	1	2	1
	Fourth	57	35	0	2	1
	Fifth	59	37	0	2	1
	Sixth	60	40	0	2	1
	Seventh	58	39	0	2	1

Year	Semester	Total Students	Female	Dalit	EDJ	Madheshi
	Eight	60	36	1	1	1
2074-75	First	60	36	1	1	2
	Second	61	40	0	2	2
	Third	57	37	0	2	1
	Fourth	60	40	0	2	0
	Fifth	55	36	0	2	0
	Sixth	60	38	0	1	1
	Seventh	57	36	0	1	1
	Eight	62	25	0	2	2

2.2.3 Pass record in BBM program

Pass record of BBM program during the previous two academic years is presented as follows;

Year	Semester	Total Students	Female	Dalit	EDJ	Madheshi
2078-79	First	Result not Published				
	Second					
	Third	Result not Published				
	Fourth	Result not Published				
	Fifth	Result not Published				
	Sixth	Result not Published				
	Seventh	Result not Published				
	Eight					
2077-78	First	23	16	1	1	2
	Second	42	33	0	2	5
	Third	38	31	0	2	5
	Fourth	30	19	1	1	2
	Fifth	36	23	1	1	2

	Sixth					
	Seventh					
	Eight					
2076-77	First	44	35	0	2	5
	Second	22	15	0	1	2
	Third	38	24	1	1	2
	Fourth	Academic program was introduced in FY 2075-76				
	Fifth					
	Sixth					
	Seventh					

2.2.4 Pass record in BBS program

Pass record of BBS program during the previous academic years is presented as follows;

Year	Level	Total Students	Female	Dalit	EDJ	Madheshi
2078-79	First	exam not conducted				
	Second	exam not conducted				
	Third	exam not conducted				
	Fourth	exam not conducted				
2077-78	First	Result not Published				
	Second	Result not Published				
	Third	Result not Published				
	Fourth	Result not Published				
2076-77	First					
	Second	68	51	3	3	6
	Third	29	18	0	1	0
	Fourth	61	36	3	1	1
2075-76	First	58	36	0	4	2
	Second	51	36	0	1	2

	Third	48	35	2	2	
	Fourth	82	54	-	5	4
2074-75	First	27	17	-	-	1
	Second	27	20	2	-	0
	Third	11	7	-	1	1
	Fourth	95	61	-	1	3

2.3 Programs

2.3.1 Academic Programs

People's Campus currently offering following academic program in Management Faculty starting from Plus two to Postgraduate Level i.e. Master's.


1. Master's in Business Studies (MBS) - Semester program
2. Bachelor in Business Administration (BBA) - Semester Program
3. Bachelor in Business Management (BBM) - Semester Program
4. Bachelor in Business Studies (BBS) - Annual examination program

2.3.2 Proposed Programs

1. Master's in Business Management (MBM)
2. Master's in Business Administration (MBA)

2.4 Educational Pedagogy

People's Campus is committed toward quality education that is affordable to wider society which is also reflected in our motto. We have been deploying evolved techniques of teaching to cater to the changing dimension of education. We offer a continuous learning environment to our faculty members and provide a wide range of opportunities to students to thrive to excellence. We are involved in various research and studies to deliver quality



education to students and a good working environment to our faculty members and other employees. We also use multimedia in the classes to give clear understanding and to allow out of the box thinking on the subject matter.

Each year we prepare course plans through a holistic approach and we ensure the completion of each course within the specified timeline. For this we are using the teacher's log sheet which allows us to monitor and track the teaching activities within a class.

In addition to class lectures, we also adopt other methods of teaching like demonstration methods, question and answer methods and use of computerised tools to give a clear concept of topic. We also conduct special classes with multimedia sessions to provide practical knowledge about the topics.

In FY 2076-77, the college developed required IT infrastructure for online classes and conducted online classes during the period of government restriction due to COVID-19 pandemic. The college has implemented an online Learning Management System of Google as an alternative teaching pedagogy. Similarly in FY 2077-78, classes were conducted through mostly virtually and physical classes were conducted during the period of 3 to 4 months.

In FY 2078-79, physical classes were conducted after easing the pandemic condition in the country and approval from the Government of Nepal.

In addition, the campus has been following strategies to enhance the teaching and learning environment;

1. Closely monitor the progress of classes and evaluate the time allowed by the teacher for a specific topic.
2. Conduct guest lectures and motivational classes from the expert of subject matter as per need.
3. Extra class conducted for the students who need special attention.
4. Use of group discussion and presentation methods to empower students with presentation skills.



5. Teacher evaluation based on the feedback from the students regarding teaching methodologies applied in the class and its effectiveness.

3. Physical Progress

3.1 Physical Infrastructure

The campus has the following physical infrastructure that is used for academic and non academic purposes. This physical infrastructure is constructed or acquired from the income source of the campus whereas some assets were acquired with the help of different organisations including grants from the University Grant Commission.

S.N.	Particulars	Number of Assets			
		2078-79	2077/78	2076/77	2075/76
1	Land	1. Paknajok Area: 14716.75 Sq.ft (Main Building) Area: 10716.71 Sq. ft (Annex Building) 2. Sano Bharyang Area: 24064.46 sq. ft. 3. Pachkhal, Karre District Area: 329760 sq.ft.			
2	Building	2	2	2	2
2.1	Classroom	32	30	30	30
2.2	Library	1	1	1	1
2.2.1	Books/Journal	25836/8	25143/8	23909/35	23892/18
2.3	Computer Lab	3	3	3	3
2.4	Auditorium/Seminar hall	1/2	1/2	1/2	1/2
3	Furniture	2,005	1,885	1,690	1,690
4	Computer/ Laptop	141/19	129/19	126/19	126/19
5	Office Equipment	144	130	127	127

6	Vehicles	-	-	-	-
7	Software	lekha/ College 360/Google Workspace	lekha/ College 360/Google Workspace	lekha/ College 360/Google Workspace	Lekha

3.2 Educational Aids

The campus has the following educational aids within the campus premises to promote a learning environment.

3.2.1 Building and Classes

The campus has two buildings in Pakanor, Kathmandu comprises 60 plus fully furnished class rooms. The campus also owns lands in Sanobharyang covering 4 ropanies of area and in Panchkhal covering 60 ropanies of area which was given by the community with condition to establish the educational institution only.

We have 14 Classrooms fully equipped with multimedia facilities to be used for regular classes as per the need of subject matter.

3.2.2 Library

The campus has a library in Annex - 1 building with around 25K of books, journals and reference materials. Within the library an open study space for students allows students to study the library material and meetup for discussion. Library open study space can cater to a maximum of 30 students at a time. The campus has also provided daily newspaper, weekly and monthly magazines in the library to allow students to have current news and information.

Collections of books, journals and reference materials available in the library are sufficient to cover study areas and other contemporary streams for the students..

Library Enhancement



People's Campus has enhanced the library facility using PMB web based integrated Library Management System. Currently all library activities have been managed from the library management system.

3.2.3 Computer Labs

The campus has 3 computer labs each fully equipped with the computers, projects and with internet access having a seating capacity of more than 30+ students.

3.2.4 E-Library

Under the grant of the University Grant Commission, the campus has started an e-library in 2017 with 9 computers with internet access to enable students to explore the internet archives and online libraries.

3.2.5 Security equipment

The campus has installed sufficient security equipment to monitor suspicious activities within the campus premises. In total 17 CCTV cameras have been installed and monitored by the central monitoring screen installed at Campus Chief's room. These security equipment to ensure the safety and surveillance of possible unauthorised activities within the campus premises.

3.2.6 Auditorium

The campus has a fully furnished auditorium with a seating capacity of more than 100 people which was constructed with the grant assistance of the University Grant Commission. Major functions of college and learning activities are conducted in this auditorium

3.2.7 Power Equipment



For uninterrupted operation of teaching and administrative activities of the college, the college has installed a power backup system and one generator of 10 KW and Solar system.

3.2.8 Sports facility and playground

In order to promote sport during leisure time during the campus hours, sufficient sports equipment has been provided. Within the campus premises, there is 1 playground for sports activities.

3.2.9 Cafeteria Facility

The campus has its own cafeteria facility for the students as well as for faculty members and employees. Cafeteria offers fresh and hygienic food at an affordable price, the campus conducts regular supervision and monitoring of cafeteria facilities in order to ensure the quality and price offered to students.

3.2.10 Toilet Facilities enhancement

In FY 2078-79, Boys toilets were renovated with improved sanitary facilities.

3.2.11 Student Alumni

Student Alumni is not actively in operation though it was formed earlier. The campus management has decided to initiate a reorganisation of the student alumni.

3.2.12 Other Facilities

People's Campus added and initiated following to provide improved facilities to students

1. Changing room (Boys/Girls)
2. Primary health care unit
3. Charter board
4. Grievance handling cell and installation of Complaint box in campus premises



5. Job Placement and Counselling Cell

4. Financial progress

4.1 Financial Resources/Income

Details of financial resource or income of Peoples campus are presented as follows:

S.N.	Particulars	2078-79	2077/78	2076/77
1	Self-Generated Resources / Income			
	Student Fee	55695827.31	30,202,634.97	48,951,546.03
	Others	1491970.75	4,109,894.94	1,231,233.95
2	Grant from Government Sources			
	Grant Received from UGC	1625000	4,915,900.00	1,843,900.00
	Other Government Bodies			
3	Other			
	Bank Interest Income	892589.78	950,425.06	1,821,243.35
	Other			
	Total	59705387.84	53,847,924.33	53,847,924.33

4.2 Expenditure Analysis

In the application of resources, People campus follows the rule of economy without compromising the quality of service needed for the campus operation. Major area of application of resources in the employee and students expenditure which covers almost 85% of total recurrent expenditure in the FY 2078/79.



S.N.	Particulars	2078-79	2077/78	2076/77
1	Employee Expenditure			
	Faculty Members Salary	26,579,835.16	21,194,342.73	27,748,660.11
	Administrative Staff Salary	10,254,592.46	10,105,985.75	10,263,683.39
	Employee Gratuity and Medical	1,246,312.72	952,974.27	1,080,246.59
2	Operating Expenditure			
	Student expenditure	10,873,921.90	4,772,196.36	9,300,623.86
	Electricity, Water, Heat	467,854.26	812,206.42	557,146.00
	Telephone and Internet	253,846.75	153,104.36	238,950.00
	Depreciation	2,066,158.66	2,173,139.48	2,565,496.84
	Newspaper and Stationery	14,495.00	230,753.48	787,955.23
	Repair & Maintenance	279,354.40	164,908.84	195,236.00
3	Other Administrative Expenditure			
	Board Meeting expenses	147,748.80	56,258.82	500,690.00
	Audit Fee and expenses	107,250.00	114,300.00	107,150.00
	Travelling		71,315.00	167,515.00
	Advertisement	411,886.00	555,327.83	943,580.62
	Sports Activity	757,195.00	464,809.50	744,175.00
	Office Expenses	547,188.00	266,749.10	3,000,287.39
	Other expenses	3,395,707.00	1,751,572.38	1,776,935.32
	Total Recurrent Expenditure	57,403,347.11	43,839,944.32	59,978,331.35



4.3 Audit Observations/Issues and Steps taken to mitigate the issues

In the audit report of FY 2078-79, the auditor has issued following audit observations or issues on financial system, operation, and internal control implemented.

S.N.	Audit Observation/Issues	Steps taken to Mitigate the issues
1	Should register the campus in PAN	Procedure has been taken to register the campus in PAN
2	Lack of ETDS	After completion of PAN registration E-TDS will operate soon.
3	Roaster system should apply in the purchasing procedure.	Roasters of vendors will be made by the coming fiscal year.
4	Figures have been regrouped and recasted.	Regrouped and recasted figures according to the suggestion.

5. Social Progress

5.1 Campus's Involvement in Social Activities

During the current year, campus has involved and contributed in following social activities;

1. We are offering a wide range of management related academic courses to the students.
2. We are providing financial aid to female & marginalised students on the recommendation of local people.
3. We are also offering various scholarships on the basis of merit and performance of students.
4. We provide financial and non-financial aids to support activities conducted by the local community.
5. Active participation in the programs organised by the local community.
6. We have supported organising open education programs.
7. Guardian interaction program organised.
8. Community awareness program has been conducted.



5.2 Society's Contribution for Campus

We have received contributions from the society and stakeholders in following ways;

1. Received financial contribution from the members of society to construct the infrastructure of the campus.
2. Participation of people in the event organised by the campus
3. Received constructive feedback from the local community to improve the activities of the campus.

5.3 Plan for Campus's Contribution to Society

Our plan involves following activities that focused on contribution to society;

1. Provide free education to adult members of the local community.
2. Organise free health camps to local communities to create awareness on health & safety.
3. Contribute to the development of open education materials with the joint coordination of various organisations for the society.

5.4 Plan for increased involvement of Society in the Campus

Our plan involves following activities that focused on contribution to society;

1. Prioritise people from the local community in job placement
2. Joint collaboration with society to solve campus concerns.
3. Conduct regular meetups with the local community to discuss on the campus activities.

6. Issues and Challenges

6.1 Short Term issues and Challenges

1. COVID-19 Outbreak
2. Student Counselling
3. Students dropout/course completion rate
4. Online and Learning Partnership with other institutes.



5. Integration of organisation wise activities into one system.
6. Allow access of information technology facilities
7. Change dimension of education
8. Document still achieved in hard copy.
9. Access to Online learning infrastructure
10. Acceptance/Effectiveness of online education

6.2 Long Term issues and Challenges


1. Hiring quality faculty members
2. Sustainability of the campus
3. Trust, transparency and accountability
4. Requirement of new program.
5. IT infrastructure to enable full fledged digital education

6.3 Mitigation measure taken to address issues and meet the challenges

In order to mitigate the short term and long term issues and challenges faced by the campus, we have taken the following measures;

S.N.	Issues and Challenges		Mitigation Measures
1	COVID-19 outbreak	Short Term	We have implemented government safety protocol to conduct college activities during period of outbreak
2	Student Counselling	Short Term	We provide regular counselling to students through a separate cell opened for the purpose.
3	Students dropout/course completion rate	Short Term	<ul style="list-style-type: none"> We closely monitor student attendance records of students and in case of irregularities observed in the student attendance, we contact the guardian of the student to give them information and counsel them about the way out on the case. In addition, we also conduct exit interviews of students who opt to

			drop out from the campus.
4	Online and Learning Partnership with other institutes.	Short Term	We are open to collaborate with other organisations to promote learning opportunities for the students.
5	Integration of organisation wise activities into one system.	Short Term	Currently in finance we are using software to maintain our books of accounts and we are implementing a computerised system in other activities.
6	Allow access of information technology facilities	Short Term	Internet access to students is opened into computer labs and e-Library.
7	Change dimension of education	Short Term	We have Google certified education tools that we can use to uplift the teaching pedagogy. For this we are educating our faculty members about the know-how of tools and gradually implementing those tools in the teaching.
8	Document still achieved in hard copy.	Short Term	Important documents have been converted into digital form and organised into computers.
9	Access to Online learning infrastructure	Short Term	We have provided mobile internet package to faculty member to conduct online classes and coordinated with internet service provider to provide subsidised internet service to student.s
10	Acceptance/Effectiveness of online education	Short Term	We have provided an awareness program for online classes to all students and guardians and monitoring the effectiveness of online classes.
11	Hiring quality faculty members	Long Term	We have a framed recruitment process which will guide us to recruit high quality employees on campus.
12	Sustainability of the campus	Long Term	We are focused on the sustainable income for the campus and we are trying to closely collaborate with the society for the long term sustainability of the campus.



13	Trust, transparency and accountability	Long Term	We are open for transparency and accountability on our activities and we issue various reports on our websites to disseminate information to concerned stakeholders.
14	Requirement of new program.	Long Term	We have separate cells for research activities called research management cells and we closely monitor the requirement of education for the market.
15	IT infrastructure to enable full fledged digital education	Long Term	We have initiated to build the required policy to optimise the IT infrastructure and request concerned authority for the support.

6.4 Plan for Addressing the issues and Challenges

1. Implement an internet monitoring system to regulate the internet usage by the students.
2. Archive all the important records, decisions, data, and other materials into digital form into cloud storage of google workspace.
3. Implement an Integrate system to organise all the activities of the campus from one login system.
4. Complete implementation of ERP system in the overall activities of the campus.
5. Conduct regular programs in the area of corporate social responsibility towards the community.
6. Conduct various research activities through research cells in order to enhance the quality of education and create a healthy environment for the students.
7. Implement an online assessment and examination system to monitor effectiveness of teaching methodologies adopted by the faculty members.

7. Annual Work Plan and Budget of the current Fiscal Year

7.1 Annual Work Plan

For the current fiscal years, we have targeted the following programs;

1. Add 2 more classrooms for the BBM program.



2. Purchase required equipment for digitising the important documents for the archive.
3. Complete the enhancement of library and add required books and reference materials in the library
4. Full fledged implementation of ERP system .
5. Complete all infrastructures initiated and required as per the requirement of QAA

7.2 Budget of the current Fiscal Year

Budget of Fiscal year 2078-79 is presented as follows;

Amount in NPR

S.N	Particulars	FY 2077-78	FY 2078-79	FY 2079-80 Forecast
A	Financial Resources/Income			
1	Self-Generated Resources / Income			
	Student Fee	5,667,075.00	60,940,385.00	49,836,840.00
	Others	1,177,000.00	1,260,920.00	1,256,420.00
2	Grant from Government Sources			
	Grant Received from UGC	900,000.00	1,100,000.00	1,100,000.00
	Other Government Bodies			
3	Other			
	Bank Interest Income	1,500,000.00	1,500,000.00	1,550,000.00
	Total source of Income	9,244,075.00	64,801,305.00	53,743,260.00
B	Recurrent Expenditure			
1	Employee Expenditure	36,656,180.00	40,633,000.00	37,526,900.00



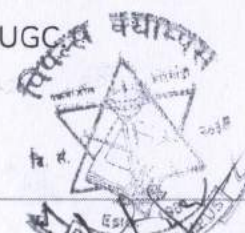
2	Operating Expenditure	14,785,280.00	13,624,000.00 0	10,906,500.00 0
3	Other Administrative Expenditure	4,871,740.00	6,382,600.00	5,002,000.00
	Total Recurrent Expenditure	56,313,200.00	60,639,600.00 0	53,435,400.00 0
C	Non recurrent Expenditure			
1	Major Infrastructure Development	1,650,000.00	1,500,000.00	300,000.00
2	Minor Infrastructure Development	850,000.00	375,000.00	450,000.00
3	Equipment	1,100,000.00	725,000.00	500,000.00
4	Books	450,000.00	725,000.00	675,500.00
	Total Non Recurrent Expenditure	4,050,000.00	3,325,000.00	1,925,500.00

8. Projected Annual Work Plan and Budget of the three fiscal years following the current fiscal year.

8.1 Major Programs for following three years

In the following three fiscal years, we have targeted the following programs;

1. 10% growth in the number of students enrolment.
2. 5% growth on the pass rate of the students.
3. Interactions and academic partnerships with the corporate, government and non-profit sectors in an expanded innovation ecosystem that can help the campus to carry out its teaching and research activities
4. Complete the QAA certification process and get accreditation from UGC
5. Equip all classrooms with IT facilities.



6. Effective implementation of various working committees to assure the quality of education provided to students.
7. Library automation and extension of the carpet area of the library.
8. Enhance the education aids provided within the premises of the campus.
9. Conduct Train the teacher program regularly.
10. Conduct Inter college workshop/seminary for faculty development and student opportunities.
11. Extend the collaboration with different organisations or companies for the job placement of students.
12. Offline/online databases of alumni members will be prepared.
13. Evaluation criteria for teacher & staff will be developed, and performance-based incentives will be implemented.
14. Void space will be properly managed and unused or old items will be disposed of through auction.


8.2 Budget of the three fiscal years

Budget for the following three fiscal years is presented as follows;

S.N.	Particulars	FY 2079-80 Forecast	FY 2080-81 Forecast	FY 2081-82 Forecast
A	Financial Resources/Income			
1	Self-Generated Resources / Income			
	Student Fee	54,820,524.00	60,302,576.40	66,332,834.04
	Others	1,382,062.00	1,520,268.20	1,672,295.02
2	Grant from Government Sources			
	Grant Received from UGC	1,210,000.00	1,331,000.00	1,464,100.00
	Other Government Bodies			
3	Other			
	Bank Interest Income	1,705,000.00	1,875,500.00	2,063,050.00
	Total source of Income	59,117,586.00	65,029,344.60	71,532,279.06

B	Recurrent Expenditure			
1	Employee Expenditure	41,279,590.00	45,407,549.00	49,948,303.90
2	Operating Expenditure	11,997,150.00	13,196,865.00	14,516,551.50
3	Other Administrative Expenditure	5,502,200.00	6,052,420.00	6,657,662.00
	Total Recurrent Expenditure	58,778,940.00	64,656,834.00	71,122,517.40
C	Non Recurring Expenditure			
1	Major Infrastructure Development	330,000.00	363,000.00	399,300.00
2	Minor Infrastructure Development	495,000.00	544,500.00	598,950.00
3	Equipment	550,000.00	605,000.00	665,500.00
4	Books	743,050.00	817,355.00	899,090.50
	Total Non Recurrent Expenditure	2,118,050.00	2,329,855.00	2,562,840.50
	Total Expenditure (Recurrent & Non Recurrent)	60,896,990.00	66,986,689.00	73,685,357.90

- End of Report -



Abbreviation

MBS	Master's in Business Studies
BBA	Bachelor in Business Administration
BBM	Bachelor in Business Management
BBS	Bachelor in Business Studies
UGC	University Grant Commission
EDJ	Educationally Disadvantaged Janajatis
FY	Fiscal Year
QAA	Quality Assurance Accreditation
IT	Information Technology
e-MIS	Education Management Information System
ERP	Enterprise Resource Planning
IRD	Inland Revenue Department
AD	Anno Domini

